




ECCO®



2016 PRODUCT GUIDE

GUÍA DE PRODUCTOS



ECCO is a division of ECCO Safety Group (ESG). Headquartered in Boise, Idaho, ESG is a worldwide leader in commercial and emergency vehicle warning and safety products. With seven manufacturing facilities on four continents, along with an additional four sales offices spanning North America, Europe, Asia and Australia, ESG markets a portfolio of the most respected brands in the industry. ECCO serves more than 500 OEMs and thousands more private label, fleet and aftermarket customers in a range of industries including heavy construction, material handling, utilities and emergency services. The ECCO brand supports the commercial vehicle (amber lighting) market category.

Our people are passionate about safety and since 1972, ECCO has been synonymous with design innovation, premium quality and customer service excellence. Offering the most complete line of emergency warning products for commercial vehicles, we are the world's largest manufacturer of back-up alarms and amber warning lights. Our facilities around the globe ensure we always provide our customers with exceptional products and service. Each of our manufacturing locations are ISO9001 certified and our state-of-the-art test facilities are equipped to certify our products to any industry standard worldwide. Everything we do is designed to maximize vehicle visibility and reduce accidents wherever commercial vehicles are in operation.

ECCO es una división de ECCO Safety Group (ESG). Con su oficina central en Boise, Idaho, ESG es líder mundial en productos de seguridad y advertencia comerciales y de emergencia para vehículos. ESG cuenta con siete fábricas en cuatro continentes y con cuatro oficinas de ventas adicionales que se extienden a Norteamérica, Europa, Asia y Australia, y comercializa un catálogo de las marcas más respetadas en la industria. ECCO da servicio a más de 500 OEM y a millares de clientes privados, de flotilla y postventa en una variedad de industrias, que incluyen construcción pesada, manejo de materiales, servicios públicos y servicios de emergencia. La marca ECCO cuenta con soporte para la categoría de mercado de vehículos comerciales (luz ámbar).

Nuestro personal siente pasión por la seguridad y, desde 1972, ECCO ha sido sinónimo de innovación en el diseño, calidad de primera y excelencia en el servicio al cliente. Ofrecemos la línea más completa de productos de advertencia en caso de emergencia para vehículos comerciales, y somos el mayor fabricante del mundo de alarmas de retroceso y luces de advertencia color ámbar. Nuestras instalaciones en todo el mundo garantizan que siempre podamos proporcionarles a nuestros clientes un servicio y productos excepcionales. Cada una de nuestras fábricas cuenta con certificación ISO9001, y nuestras vanguardistas instalaciones de prueba están equipadas para certificar nuestros productos bajo cualquier estándar industrial del mundo. Todo lo que hacemos está diseñado para maximizar la visibilidad de los vehículos y reducir los accidentes en cualquier lugar en el que haya vehículos comerciales en operación.



ESG Americas
Boise, Idaho, USA
1-800-635-5900

ESG Europe
Leeds, England, UK
+44 (0)113 237 5340

ESG Asia Pacific
Launceston, Tasmania, Australia
+61 (0)3 63322444



ESG Americas

Manufacturing & Distribution Facility
Boise, Idaho, USA

Manufacturing & Distribution Facility
St. Louis, Missouri, USA

ESG Europe

Manufacturing & Distribution Facility
Bridlington, UK

Manufacturing & Distribution Facility
Leeds, UK

Sales & Distribution Facility
Ulm, Germany

Sales & Distribution Facility
Meyzieu, France

ESG Asia Pacific

Manufacturing & Distribution Facility
Suzhou, China

Sales & Distribution Facility
Brisbane, Queensland, Australia

Sales & Distribution Facility
Melbourne, Victoria, Australia

Manufacturing & Distribution Facility
Launceston, Tasmania, Australia





what's new?
¿Qué hay de nuevo?



Welcome to the ECCO 2016 Product Guide. Within this catalog you will find our full line of products displayed in what we hope you will find an easy-to-reference format. Of special significance in this guide is the huge selection of exciting new products available this year.

Bienvenido a la guía de productos 2016 de ECCO. En este catálogo encontrará nuestra línea completa de productos que se muestra en lo que esperamos sea un formato de consulta fácil. En esta guía es de especial importancia la gran selección de extraordinarios productos disponibles este año.

Directional LEDs

direccionales LEDs

- PG 7 ED3701
- ED3702
- PG 8 ED3712
- PG 12 3703/04/05

Beacons

balizas

- PG 21 EB7180
- EB7185

Minibars

minibarras

- PG 35 5597
- PG 37 5587

Lightbars

barras de luces

- PG 44 14 Series
- PG 50 21 Series
- PG 52 27 Series

what's new?
¿Qué hay de nuevo?



Safety Director™

controlador de tráfico
PG 65 ED3307
PG 66 37038AS
 37048AS

Worklamps

lamparas de trabajo
PG 71 EW2461-CAMO
 EW2461CA/CR
PG 73 EW2480/81
 EW2490/91
PG 74 EW2019
PG 80 EW2010R

Interior Lighting

iluminación interior
PG 97 EW0100 Series
PG 98 EW0200 Series
PG 99 EW0300 Series
PG 100 EW0400 Series
PG 101 EW0500 Series
PG 102 EW0600 Series
PG 103 EW0700 Series

Back-Up Alarms

alarmas de retroceso
PG 109 EA9070
 EA9724
 EA9780

Camera Systems

sistemas de camaras
PG 120 EC7000-QK
PG 126 EC2020-C
 EC2021-C
 EC2022-C
 EC2023-C
 EC2024-C



contents guide

guia de indice



What's New?
¿Qué hay de nuevo?
pages 2-3



Directional LEDs
direccionales LEDs
pages 6-17



Remote Strobes
remoto estroboscopico
page 18-19



Beacons
balizas
pages 20-31



Minibars
minibarras
pages 32-41



Lightbars
barras de luces
pages 42-59



Safety Director™
controlador de trafico
pages 62-66



Worklamps
lamparas de trabajo
pages 68-87



Utility Bars
luz de trabajo bares
pages 88-95



Interior Lighting
iluminación interior
pages 96-103



Alarms & Audible Signal Devices
las alarmas audibles y avisadores
pages 104-115



Camera Systems
sistemas de camaras
pages 116-127



Camera Accessories
accesorios
pages 128-129



Domes & Lenses
domos y cristales
pages 130-131



Light Source Components
componentes de fuente de luz
pages 132-133



Switches & Controls
control y interruptores
page 134



Lightbar Mounting Kits
kit para monta barra de luz
page 135



Mounting Hardware
articulos de montaje
pages 136-137



Cables & Connectors
cables, enchufes y conectores
page 138



Guards & Covers
protectores y cobertores
page 138



Dome Screws & Clips
protectores y cotornillo de domo
page 138



Countertop Displays
pantallas de mostradores
page 139



Gondola Display Kits
kits de pantallas de aparadores
page 140



Power Supplies
fuentes de alimentación
page 139



Advertising Materials
materiales publicitarios
page 141



The Dirt Magazine
la revista Dirt
pages 60-61



Model Trucks
modelos de camiones
page 67



Mobile App
aplicación para celular
page 104



Part Number Index
indice de numeros de parte
pages 142-143













Notes
notas
page 144



symbol guide & certifications

guía de símbolos y certificaciones

Symbol Guide guía de símbolos

# Part Number números de parte	C Color color	V Volts voltaje	A Amps amperios	T Type tipo	J Joules joules	L Lumens lúmenes	W Watts vatios	dB(A) Decibels decibeles	F Flashes per minute destellos por minuto
									
Approvals aprobaciones	Warranty garantía	Mounting montaje	Beam Pattern patrón de iluminación	Monitor monitor	Camera cámara	Cable cable	Control Box controlador	Proximity Sensors sensores de proximidad	Buzzer zumbador

Certifications & Standards certificaciones y normas

Lighting

SAE Class (I, II & III) Indicates compliance with the relevant section of the Society of Automotive Engineers' general requirements for warning lights. Specific class ratings indicate the intensity of light produced, Class I being most powerful. Indica la conformidad del producto con la sección correspondiente de dispositivos de advertencia, de los requerimientos generales de la SAE (Sociedad de Ingenieros Automotrices) estadounidense. La clasificación nominal específica indica la intensidad de la luz producida (la Clase I es la más potente).

California Title 13 Indicates compliance with California vehicle code requirements. Indica la conformidad con los requerimientos del Código de Vehículos de California.

R65 Indicates compliance with European regulations specifically related to vehicle warning lights. Indica la conformidad con las regulaciones europeas que rigen específicamente las luces de advertencia de vehículos.

Alarms

SAE Type A, B, C, D, E & F Indicates compliance with the relevant section of the Society of Automotive Engineers general requirements for back-up alarms and other audible warning devices. Specific type indicates the dB(A) of the alarm. Indica la conformidad del producto con la sección correspondiente de alarmas de retroceso y de otros dispositivos de advertencia sonora, de los requerimientos generales de la SAE (Sociedad de Ingenieros Automotrices) estadounidense. El tipo específico indica la intensidad sonora (en dB(A)) de la alarma.

General

CE Indicates compliance with general mandatory European product safety regulations (electromagnetic compatibility). Indica la conformidad con las regulaciones europeas obligatorias de tipo general relativas a la seguridad de los productos (compatibilidad electromagnética).

e / R10 Indicates compliance with mandatory European product safety regulations specifically related to electrical products for on-road vehicles (electromagnetic compatibility). Indica la conformidad con las regulaciones europeas obligatorias de tipo general relativas específicamente a productos eléctricos para vehículos de uso dentro de la carretera (compatibilidad electromagnética).

IP Indicates level of environmental protection provided by a product enclosure as defined by the European Committee for Electro Technical Standardization. Ingress Protection (IP) ratings are stated as two numbers, the first number relates to protection from solid materials (1-6), and the second number to protection from liquids (1-8). The higher the number, the greater the protection. Indica el nivel de protección al medioambiente suministrada por la carcasa de un producto, según lo establecido por el Comité Europeo de Normalización Electrónica. Las clasificaciones de protección contra la entrada (IP) se estipulan en forma del prefijo "IP" seguido de dos números: el primer número (1-6) está asociado a la protección contra la entrada de materiales sólidos y el segundo número (1-8) está asociado a la protección contra la entrada de líquidos (mientras mayor sea el número mayor es la protección).

UL /  Indicates compliance with a relevant electrical product safety standard as defined by Underwriters Laboratories (UL). UL recognized products are suitable for use on electrically powered vehicles that are themselves covered by a UL standard (i.e. forklifts). Indica la conformidad con una norma pertinente relativa a la seguridad de productos eléctricos, según lo establecido por el Underwriters Laboratories (UL). Los productos certificados por UL son idóneos para su uso en vehículos movidos por electricidad que a su vez estén cubiertos por una norma UL, p.ej., montacargas.

AMECA Indicates 3rd party, independent verification of SAE compliance by the Automotive Manufacturers Equipment Compliance Agency. Indica una verificación independiente hecha por un tercero de la conformidad con las normas pertinentes de la SAE, por la Agencia estadounidense de Conformidad de Equipos de Fabricantes Automotrices (AMECA).



Wafer Thin Warning

Solid, split, or dual-colors, excellent off-axis light output, multiple flash patterns, synchronization capability, and certification to all the world's major lighting standards. These cutting edge LEDs are big on features but not on size.

PLACA FINA DE ADVERTENCIA Color sólido, bifurcado o doble, con una excelente iluminación fuera del eje, varios patrones de destello, capacidad de sincronización y certificación de los principales estándares de iluminación del mundo. Estos LED de última generación tienen una gran cantidad de funcionalidades, pero no son de gran tamaño.



directional LED

direccional LED

ED3701

SAE Class I
Solid- or Split-Color Surface Mount

- # ED3701A
- C Amber
- V 12-24
- A 0.8
- X 2 Bolt
- ☑ SAE J595 Class I
- ☑ California Title 13, R65, R10
- 🕒 3 Year

DIMENSIONS DIMENSIONES
1.2 [32] H x 4.7 [120] W x 0.5 [13] D

AVAILABLE COLORS COLORES DISPONIBLES
Amber, Blue, Clear, Green, Red, Amber/Blue,
Amber/Clear, Amber/Green, Amber/Red,
Blue/Clear, Red/Blue & Red/Clear



Ultra low-profile surface mount
Montaje de superficie de perfil ultra bajo

Excellent off-axis light output
Excelente iluminación fuera del eje

Six high-intensity LEDs, solid- or split-color options
Seis LEDs de alta intensidad, opciones de colores sólidos o divididos

13 flash patterns
13 patrones de destellos

Synchronization capable
Capacidad de sincronización

ED3702

SAE Class I
Dual-Color Surface Mount

- # ED3702AC
- C Amber/Clear
- V 12-24
- A 0.6
- X 2 Bolt
- ☑ SAE J595 Class I
- ☑ California Title 13, R65, R10
- 🕒 3 Year

DIMENSIONS DIMENSIONES
1.2 [32] H x 4.7 [120] W x 0.5 [13] D

AVAILABLE COLORS COLORES DISPONIBLES
Amber/Blue, Amber/Clear, Amber/Green, Amber/Red,
Blue/Clear, Red/Blue & Red/Clear



Dual-color warning
Advertencia de dos colores

Ultra low-profile surface mount
Montaje ultra superficie de bajo perfil

Excellent off-axis light output
Excelente iluminación fuera del eje

12 high-intensity LEDs, six of each color
12 LEDs de alta intensidad, seis de cada color

12 flash patterns
12 patrones de destellos

Synchronization capable
Compatible con sincronización



directional LED

direccional LED



Tilt bracket / self-adhesive

Edge Mount

Solid- or split-color options
Opciones de colores sólidos o divididos

Four mounting options included
Cuatro opciones de montaje incluido

Six high-intensity LEDs
Seis LEDs de alta intensidad

13 flash patterns
13 patrones de destellos

Synchronization capable
Capacidad de sincronización

ED3706

SAE Class I
Solid- or Split-Color Multi-Mount

- # ED3706A
- C Amber
- V 12-24
- A 0.9
- X Multi-Mount (surface, tilt bracket, self-adhesive, edge)
- ☑ SAE J595 Class I, California Title 13, R65, R10, IP67
- ⌚ 3 Year

DIMENSIONS DIMENSIONES
1.2 [32] H x 5.2 [132] W x 0.8 [21] D

AVAILABLE COLORS COLORES DISPONIBLES
Amber, Blue, Clear, Green, Red,
Amber/Blue, Amber/Clear, Amber/Green, Amber/Red, Red/Blue



Tilt bracket / self-adhesive

Edge Mount

Dual-color warning
Advertencia de dos colores

Four mounting options included
Cuatro opciones de montaje incluido

12 high-intensity LEDs, six of each color
Doce LEDs de alta intensidad, seis de cada color

12 flash patterns
12 patrones de destellos

Synchronization capable
Capacidad de sincronización

ED3712

SAE Class I
Dual-Color Multi-Mount

- # ED3712AC
- C Amber/Clear
- V 12-24
- A 0.9
- X Multi-Mount (surface, tilt bracket, self-adhesive, edge)
- ☑ SAE J595 Class I, California Title 13, R65, R10
- ⌚ 3 Year

DIMENSIONS DIMENSIONES
1.2 [32] H x 5.2 [132] W x 0.8 [21] D

AVAILABLE COLORS COLORES DISPONIBLES
Amber/Blue, Amber/Clear, Amber/Green, Amber/Red,
Blue/Clear, Red/Blue & Red/Clear





directional LED

direccional LED

ED3766

SAE Class I
Dual-Color Surface Mount

- # ED3766AC
- C Amber / Clear
- V 12-24
- A 0.8
- X 2 Bolt
- ⊗ SAE J595 Class I
California Title 13, R65, CE, R10, IP67
- ⌚ 3 Year

DIMENSIONS DIMENSIONES
1.1 [27] H x 6.4 [162] W x 1.5 [38] D

AVAILABLE COLORS COLORES DISPONIBLES
Amber/Blue, Amber/Clear, Amber/Green,
Amber/Red & Red/Blue



MOUNTING MONTAJE
EZ3766L Universal Bracket soporte universal



Dual-color warning
Advertencia de dos colores

Separate control of each color
Regulación separada de cada color

12 high-intensity LEDs, six of each color
12 LEDs de alta intensidad, seis de cada color

12 flash patterns
12 patrones de destellos

Synchronization capable
Capacidad de sincronización



Two for One

Buy an ED3766 and get two colors in one light! Create an attention-getting, multi-color warning system with half the hassle using our most cost-effective, dual-color LEDs.

DOS POR UNO ¡Compre un ED3766 y obtenga dos colores en una luz! Cree un atractivo sistema de advertencia multicolor sin tanto problema con nuestros más económicos LED de color doble.





directional LED

direccional LED



Compact high-intensity LED warning signal
Señal de advertencia de LED compacta y de alta intensidad

16 flash patterns
16 patrones de destellos

Synchronization capable
Capacidad de sincronización

In-line waterproof driver module
Módulo impulsor en línea a prueba de agua

3510

SAE Class I Surface Mount

- # 3510A
- C Amber
- V 12-24
- A 0.75
- X 2 Bolt
- ☉ SAE J595 Class I
- ☉ California Title 13, CE, R10
- ☉ 5 Year

DIMENSIONS DIMENSIONES
1.5 [37] H x 3.67 [93] W x 0.5 [12] D

AVAILABLE COLORS COLORES DISPONIBLES
Amber, Blue, Clear, Green & Red



MOUNTING MONTAJE
A3510L Universal Bracket soporte universal
A3510BZC Chrome Bezel bisel cromado
A3510MA Multi-Angle Bracket soporte multiángulos



Seven flash patterns
Siete patrones de destellos

Fits standard rear lighting grommet (3861 only)
Compatible con anillos traseros de montaje (sólo 3861)

Synchronization capable
Capacidad de sincronización

Encapsulated electronics extend product life
Encapsulamiento de los componentes electrónicos, que prolonga la vida del producto

3811 / 3861

SAE Class I Surface / Grommet Mount

- | | |
|---|---|
| 
<ul style="list-style-type: none"> # 3811A C Amber V 12-24 A 0.4 X 2 Bolt ☉ SAE J595 Class I ☉ CE, R10 ☉ 3 Year | 
<ul style="list-style-type: none"> # 3861A C Amber V 12-24 A 0.4 X Grommet ☉ SAE J595 Class I ☉ CE, R10 ☉ 3 Year |
|---|---|

DIMENSIONS DIMENSIONES
2.1 [53] H x 5.9 [151] W x 1.2 [30] D

AVAILABLE COLORS COLORES DISPONIBLES
Amber, Blue, Clear & Red



MOUNTING MONTAJE
A3860ADPT Grommet Adapter adaptador de anillo de goma
R2160GO Oval Grommet anillo de goma
A9895 Oval Grommet Mounting Box cajetines de montaje de anillos ovalados de goma



directional LED

direccional LED

VigiLED II™

Surface / Bracket Mount

- # ED0001A
- C Amber
- V 12-24
- A 0.7
- X 2 Bolt / Bracket
- ⊗ R65, R10, IP67
- ⌚ 1 Year

DIMENSIONS DIMENSIONES
 2.9 [74] H x 2.9 [73] W x 1.2 [31] D
 3.4 [86] H x 3.1 [78] W including bracket

AVAILABLE COLORS COLORES DISPONIBLES
 Amber, Blue, Clear, Green & Red




Surface or bracket mount
 Montaje de superficie o sobre soporte

18 flash patterns
 18 patrones de destellos

Synchronization capable
 Capacidad de sincronización

Encapsulated electronics extend product life
 Encapsulamiento de los componentes electrónicos,
 que prolonga la vida del producto

ED3022

Surface / Bracket Mount

- # ED3022A
- C Amber
- V 12-24
- A 1.5
- X 2 Bolt / Bracket
- ⊗ SAE J595 Class I, R65, R10
- ⌚ 3 Year

DIMENSIONS DIMENSIONES
 2.6 [65] H x 3.6 [93] W x 1.4 [35] D
 3.6 [93] H x 3.6 [93] W including bracket

AVAILABLE COLORS COLORES DISPONIBLES
 Amber, Blue, Clear, Green & Red




Surface or bracket mount
 Montaje de superficie o sobre soporte

12 flash patterns
 12 patrones de destellos

Aluminum heatsink housing and polycarbonate lens
 Alojamiento disipador de calor, de aluminio y cristal de policarbonato

Supplied with a bezel matching color of illumination
 Se suministra con un color a juego bisel de iluminación

- ACCESSORIES** ACCESORIOS
- ER2020A Amber Bezel bisel ámbar
 - ER2020B Blue Bezel bisel azul
 - ER2020BLK Black Bezel bisel negro
 - ER2020C Chrome Bezel bisel cromo
 - ER2020G Green Bezel bisel verde
 - ER2020R Red Bezel bisel rojo
 - ER2020W White Bezel bisel blanco



directional LED

direccional LED



3703 / 3704 / 3705

SAE Class I Surface Mount



- # 3703A
- C Amber
- V 12-24
- A 0.5
- X 2 Bolt
- ⊕ SAE J595 Class I, R10
- Ⓜ 3 Year

- # 3704A
- C Amber
- V 12-24
- A 0.7
- X 2 Bolt
- ⊕ SAE J595 Class I, R10
- Ⓜ 3 Year

Three (3703), four (3704) and six (3705) LED models available
Tres (3703), cuatro (3704) y seis (3705) modelos de LED disponibles

Solid- or split-color options (3704 and 3705 only)
Opciones de colores sólidos o divididos (3704 y 3705 sólo)

11 flash patterns (3703 only)
11 patrones de destellos (3703 sólo)

21 flash patterns (3704 and 3705 only)
21 patrones de destellos (3704 y 3705 sólo)

Synchronization capable
Capacidad de sincronización

Black bezel included
Bisel negro incluido

MOUNTING MONTAJE

- EZ3703RUBZ Rubber Grommet, Black Arandela de goma, negro
- EZ3704RUBZ Rubber Grommet, Black Arandela de goma, negro
- EZ3705RUBZ Rubber Grommet, Black Arandela de goma, negro
- EZ3703BLBZ Black Bezel Bisel negro
- EZ3704BLBZ Black Bezel Bisel negro
- EZ3705BLBZ Black Bezel Bisel negro
- EZ3703CHMBZ Chrome Bezel Bisel cromado
- EZ3704CHMBZ Chrome Bezel Bisel cromado
- EZ3705CHMBZ Chrome Bezel Bisel cromado
- EZ3703LICB License Plate Bracket soporte de placa de licencia
- EZ3703LBRKT 90° Bracket Soporte de noventa grados
- EZ3704LBRKT 90° Bracket Soporte de noventa grados
- EZ3705LBRKT 90° Bracket Soporte de noventa grados
- EZ3703GBKT Grille Bracket Soporte de la reja
- EZ3704GBKT Grille Bracket Soporte de la reja
- EZ3705GBKT Grille Bracket Soporte de la reja



- # 3705A
- C Amber
- V 12-24
- A 0.9
- X 2 Bolt
- ⊕ SAE J595 Class I
- Ⓜ 3 Year

DIMENSIONS DIMENSIONES

3703: 1.3 [33] H x 3.5 [89] W x 1 [25] D
3704: 1.3 [33] H x 4.5 [115] W x 1 [25] D
3705: 1.3 [33] H x 6.2 [157] W x 1 [25] D

AVAILABLE COLORS COLORES DISPONIBLES

Amber, Blue, Clear, Green & Red





directional LED

direccional LED

3715

SAE Class I Surface Mount

- # 3715A
- C Amber
- V 12
- A 0.3
- X 2 Bolt
- ⊕ SAE J595 Class I
- ⌚ CE, R10, IP67
- 🕒 5 Year

DIMENSIONS DIMENSIONES
1.5 [38] H x 5.1 [130] W x 1.5 [38] D

AVAILABLE COLORS COLORES DISPONIBLES
Amber, Blue, Clear, Green & Red



Nine flash patterns
Nueve patrones de destellos

Synchronization capable
Capacidad de sincronización

Encapsulated electronics extend product life
Encapsulamiento de los componentes electrónicos, que prolonga la vida del producto

3730 / 3735

SAE Class II Surface Mount

- | | |
|---------------------|----------------------|
| # 3730A | 3735A |
| C Amber | Amber |
| T Aluminum aluminio | ABS Plastic plástico |
| V 12-24 | 12 |
| A 0.3 | 0.3 |
| X 2 Bolt | 2 Bolt |
| ⊕ SAE J595 Class II | - |
| ⌚ CE, R10, IP67 | CE, R10, IP67 |
| 🕒 5 Year | 1 Year |

DIMENSIONS DIMENSIONES
1.3 [34] H x 3.7 [94] W x 1.5 [39] D

AVAILABLE COLORS COLORES DISPONIBLES
Amber, Blue, Clear, Green (3735 only) & Red



MOUNTING MONTAJE
A3730BKT Universal Bracket soporte universal
A3730TNK Trunk Mount Bracket soporte de instalación en el baúl
A3730DCK Deck Mount Bracket soporte de instalación en la plataforma
A3730WIN Adhesive Window Bracket soporte adhesivo (de ventana)
A3730LIC License Plate Bracket soporte de placa de licencia



3730 = 14 flash patterns
3730 = 14 patrones de destellos

3735 = 11 flash patterns
3735 = 11 patrones de destellos

Synchronization capable (3730 only)
Capacidad de sincronización (sólo 3730)

Encapsulated electronics extend product life
Encapsulamiento de los componentes electrónicos, que prolonga la vida del producto



directional LED

direccional LED



Extremely thin design
Diseño extremadamente delgado

15 flash patterns (3910-3930 only)
15 patrones de destellos (sólo 3910-3930)

16 flash patterns (3931-3932 only)
16 patrones de destellos (sólo 3931-3932)

Fits standard rear-lighting grommet (supplied, 3921 / 3920 only)
Compatible con anillos traseros estándar de montaje (incluido, sólo 3921-3920)

Synchronization capable (3931-3932 only)
Capacidad de sincronización (sólo 3930-3932)

Optional chrome or black bezel (3930-3932 only)
Bisel opcional cromado o negro (sólo 3930-3932)

MOUNTING MONTAJE

A3930BZB Black Bezel (3930 only)

Bisel negro (sólo 3930)

A3930BZC Chrome Bezel (3930 only)

Bisel cromado (sólo 3930)

A3931BZB Black Bezel (3931 only)

Bisel negro (sólo 3931)

A3931BZC Chrome Bezel (3931 only)

Bisel cromado (sólo 3931)

A3932BZB Black Bezel (3932 only)

Bisel negro (sólo 3932)

A3932BZC Chrome Bezel (3932 only)

Bisel cromado (sólo 3932)

R2140GR Round Mounting Grommet (3921 only)

Montaje con anillo redondo de goma (sólo 3921)

R2160GO Oval Mounting Grommet (3920 only)

Anillo ovalado de goma, de montaje (sólo 3920)

A9894 Round Grommet Mounting Box (3921 only)









Cajetín de montaje de anillo redondo de goma (sólo 3921)

A9895 Oval Grommet Mounting Box (3920 only)

Cajetín de montaje de anillo ovalado de goma (sólo 3920)

3900 Series

Surface / Grommet Mount

	
# 3930A	# 3910A
C Amber	C Amber
V 12	V 12
A 0.8	A 0.8
X 4 Bolt	X 2 Bolt
Ⓢ 2 Year	Ⓢ 2 Year
	
# 3912A	# 3911A
C Amber	C Amber
V 12	V 12
A 0.8	A 0.8
X 2 Bolt	X 2 Bolt
Ⓢ 2 Year	Ⓢ 2 Year
	
# 3921A	# 3920A
C Amber	C Amber
V 12	V 12
A 0.8	A 0.8
X Round Grommet	X Oval Grommet
Ⓢ 2 Year	Ⓢ 2 Year
	
# 3931A	# 3932A
C Amber	C Amber
V 12	V 12
A 0.5	A 0.5
X 2 Bolt	X 2 Bolt
Ⓢ IP66	Ⓢ IP66
Ⓢ 2 Year	Ⓢ 2 Year

DIMENSIONS DIMENSIONES

3910:	3.2 [81] H x 5.0 [128] W x 0.3 [9] D
3911:	2.3 [58] H x 6.4 [164] W x 0.3 [9] D
3912:	4.3 [110] Diameter x 0.3 [9] D
3920:	2.3 [58] H x 6.5 [165] W x 0.8 [19] D
3921:	4.3 [110] Diameter x 0.3 [9] D
3930:	3.0 [76] H x 4.2 [107] W x 0.3 [9] D
3931:	2.0 [50] H x 3.8 [97] W x 0.3 [9] D
3932:	1.5 [38] H x 5.1 [129] W x 0.3 [9] D

AVAILABLE COLORS COLORES DISPONIBLES

Amber, Blue (3931/32 only), Clear (3931/32 only) & Red





directional LED

direccional LED

3945 / 3965

SAE Class I Grommet Mount



3945A

C Amber
V 12-24
A 0.5
X Round Grommet
⊙ SAE J595 Class I
⌚ 1 Year

3965A

C Amber
V 12-24
A 0.5
X Oval Grommet
⊙ SAE J595 Class I
⌚ 1 Year

DIMENSIONS DIMENSIONES

3945: 5.2 [132] Diameter x 1.3 [32] D
3965: 2.2 [56] H x 7.4 [189] W x 1.5 [38] D

AVAILABLE COLORS COLORES DISPONIBLES

Amber, Blue, Clear & Red



Eight flash patterns
Ocho patrones de destellos

Fits standard rear-lighting grommet
Compatible con anillos traseros estándar de montaje

3611 / 3612

SAE Class I
Grille / Deck / Dash / Window Mount



3611A

C Amber
T Single único
V 12-24
A 0.55
X 2 Bolt / Suction Cup
⊙ SAE J595 Class I
California Title 13
CE, R10
⌚ 3 Year

3612AA

C Amber
T Twin gemela
V 12-24
A 1.0
X 2 Bolt / Suction Cup
⊙ SAE J595 Class I
California Title 13
CE, R10
⌚ 3 Year

DIMENSIONS DIMENSIONES

Permanent Mount
3611: 2.1 [53] H x 5.2 [131] W x 2.9 [74] D
3612: 2.1 [53] H x 9.2 [233] W x 2.9 [74] D
Temporary / Window Mount
3611: 1.4 [35] H x 6.3 [161] W x 4.4 [112] D
3612: 1.4 [35] H x 10.3 [263] W x 4.4 [112] D

AVAILABLE COLORS COLORES DISPONIBLES

Amber, Blue, Clear & Red



20 flash patterns
20 patrones de destellos

Synchronization capable
Capacidad de sincronización

Includes temporary and permanent mounting hardware (supplied in temporary configuration, easily converts to permanent mount)
Incluye piezas para ensamblar para montaje temporal o permanente (se supe para la configuración temporal, fácilmente se convierte en la permanente)

Cigarette plug adapter with on/off and flash pattern switches
Adaptador para encendedor de cigarrillos, con interruptores de encendido y apagados y de patrón de destellos

Encapsulated electronics extend product life
Encapsulamiento de los componentes electrónicos, que prolonga la vida del producto



directional LED

direccional LED



Quad flash
Destellos cuádruples

Three or six LEDs
Tres o seis LEDs

Single hole installation
Instalación con un solo hoyo o agujero

Tough polycarbonate base and lens
Base y lente de policarbonato resistente



Self-adhesive peel and stick backing
Auto adhesiva, retire la capa posterior y pegue



Video

To view a Stick-A-LED™ product video, scan with any QR code reader app

para ver el video, escanear con cualquier aplicación lectora de codigos QR

Or visit [YouTube.com/ECCOSafety](https://www.youtube.com/ECCOSafety)

Stick-A-LED™

Self-Adhesive Mount



ED0002A
C Amber
T 3 LEDs
V 12-24
A 0.6
X Self-Adhesive
✓ CE, R10, IP66
⌚ 1 Year



ED0003A
C Amber
T 3 LEDs
V 12-24
A 0.6
X Self-Adhesive
✓ CE, R10, IP66



ED0004A
C Amber
T 6 LEDs
V 12-24
A 0.75
X Self-Adhesive
✓ CE, R10, IP66
⌚ 1 Year

DIMENSIONS DIMENSIONES

ED0002: 1.0 [26] H x 2.4 [60] W x 0.4 [11] D

ED0003: 1.7 [44] H x 1.9 [49] W x 0.4 [11] D

ED0004: 1.6 [41] H x 2.1 [54] W x 0.4 [11] D

AVAILABLE COLORS COLORES DISPONIBLES

Amber, Blue, Clear & Red



POP-4

Stick-A-LED™ countertop display
(includes product & power supply)

Exhibidor de Stick-A-LED para mostrador
(Incluye producto y fuente de poder)



directional LED

direccional LED



Hide-A-LED™

Concealed Warning LEDs

Two, four, or six LED head Cabezal de dos, cuatro o seis diodos LED

Head / tail light applications Aplicaciones de luces delanteras/traseras








9014 = In-headlight or surface mountable Montable tanto por dentro de faros delanteros como sobre la superficie

ED0010/ED0011 = Easily installs in compact and double wall light casings Fácil de instalar en marcos de luz compactos y de doble pared

16 flash patterns (see page 114) 16 patrones de destellos (vea la página 114)

Synchronization capable (see page 113) Capacidad de sincronización (vea la páginas 11)

In-line waterproof driver module with 9' cable Módulo impulsor en línea a prueba de agua con cable de 9 pies

			
# ED0010A	# ED0011A	# 9011A	# 9021AA
C Amber	C Amber	C Amber	C Amber
T 2 LEDs	T 2 LEDs	T 4 LEDs	T 4 LEDs
V 3/4" Shaft	V 2" Shaft	V 1 Head	V 2 Heads
A 12-24	A 12-24	A 12-24	A 12-24
X 0.5	X 0.5	X 0.35	X 1.0
⊗ Self-Adhesive / 2 Bolt	⊗ Self-Adhesive / 2 Bolt	⊗ 2 Bolt	⊗ 2 Bolt
⌚ CE, R10, IP67	⌚ CE, R10, IP67	⌚ CE, R10	⌚ CE, R10
⌚ 3 Year	⌚ 3 Year	⌚ 5 Year	⌚ 5 Year
			
# 9031A	# 9022AA	# 9013A	# 9014A
C Amber	C Amber	C Amber	C Amber
T 4 LEDs	T 4 LEDs	T 6 LEDs	T 1 Head
V 1 Head	V 2 Heads	V 1 Head	V 1 Head
A 12-24	A 12-24	A 12-24	A 12-24
X 0.35	X 1.0	X 1.25	X 0.9
⊗ Pop-In	⊗ Pop-In	⊗ 2 Bolt	⊗ 2 Bolt
⌚ CE, R10	⌚ CE, R10	⌚ CE, R10	⌚ CE, R10, IP67
⌚ 5 Year	⌚ 5 Year	⌚ 5 Year	⌚ 2 Year

ED0010 / ED0011
Flange or self-adhesive
1/2" hole mount
Con brida o de autoadhesiva
Montaje en orificio de 1/2"

9011 - 9031
Flange or pop-in
1" hole mount
Con brida o de encajar
Montaje en orificio de 1"

9014
In-headlight flange 1"
hole or surface mount
Montaje dentro de faro principal
o montaje en superficie
Montaje en orificio de 1"

AVAILABLE COLORS COLORES DISPONIBLES
Amber, Blue, Clear & Red



DIMENSIONS DIMENSIONES

ED0010: 1.3 [33] H x 1.0 [25] Diameter
ED0011: 2.3 [60] H x 1.0 [25] Diameter
9011/9021: 1.1 [27] H x 1.5 [38] Diameter
9022/9031: 1.3 [34] x 1.1 [28] Diameter

9013: 1.1 [27] H x 1.5 [38] Diameter
9014: 0.9 [22] H x 1.5 [38] Diameter
9014 Bezel: 1.65 [42] H x 2.3 [58] Diameter



remote strobes

remoto estroboscópico



Two or four head systems
Sistemas de dos y cuatro cabezales

Head / tail light applications
Aplicaciones de luces delanteras/traseras

Pop-in 1" hole mount
Montaje de encajar (orificio de 1")

Double or quad flash
Destellos dobles y cuádruples

Hi / Lo intensity
Intensidad alta/baja



Die-cast aluminum housing
Alojamiento de fundición de aluminio

Hide-Away Systems

#	9460-1	9460-11
C	Clear	Clear
T	4 heads	4 heads
V	12-24	12-24
⊙	4, 15'	2, 15' and 2, 20'
⌚	2 Year, 6 month tube	2 Year, 6 month tube
#	9460-18	9460-14
C	Clear	Clear
T	4 heads	4 heads
V	12-24	12-24
⊙	2, 15' and 2, 35'	2, 20' and 2, 25'
⌚	2 Year, 6 month tube	2 Year, 6 month tube
#	9460-19	9460-15
C	Clear	Amber
T	4 heads	4 heads
V	12-24	12-24
⊙	4, 25'	4, 15'
⌚	2 Year, 6 month tube	2 Year, 6 month tube
#	9460-16	
C	Amber	
T	4 heads	
V	12-24	
⊙	2, 15' and 2, 35'	
⌚	2 Year, 6 month tube	

POWER SUPPLIES

FUENTES DE ALIMENTACIÓN



#	9230	9460
T	2 heads	4 heads
V	12-24	12-24
W	30	60
F	70 FPMx2, 65 FPMx4	70 FPMx2, 60 FPMx4
⊙	CE, R10	CE, R10
⌚	2 Year	2 Year

DIMENSIONS

DIMENSIONES

9230: 1.7 [44] H x 6.4 [161] W x 3.7 [93] D
9460: 2 [50] H x 7.2 [183] W x 6. [161] D



NON-SHIELDED CABLES
CABLES SIN CUBIERTA
9915 15' 9935 35'
9920 20' 9950 50'
9925 25'

SHIELDED CABLES
CABLES CON BLINDAJE
9915S 15'
9935S 35'
9950S 50'



ADAPTORS
ADAPTADORES
A9000AMP Connector & pins
R9000PCH Power cable



STROBE LIGHT HEADS
CABEZALES DE LUCES ESTROBOSCÓPICAS
9001X Hide-Away
Replace 'X' with A=Amber, C=Clear
Reemplace la 'X' por A (ámbar), C (transparente)



remote strobes

remoto estroboscópico

Hide-Away Systems

#	9660-1	9660-2
C	Clear	Clear
T	4 heads	4 heads
V	12-24	12-24
⊙	4, 15'	2, 15' and 2, 20'
⌚	2 Year, 6 month tube	2 Year, 6 month tube

POWER SUPPLIES FUENTES DE ALIMENTACIÓN



#	9660
T	6 heads
V	12-24
W	60
F	Varies
⌚	2 Year

DIMENSIONS DIMENSIONES
2.2 [55] H x 5.5 [140] W x 5.6 [142] D



Expandable to six heads
Ampliable a seis cabezales



Six head system

Sistema de seis cabezales

Head / tail light applications

Aplicaciones de luces delanteras/traseras

Flange 1" hole mount

Montaje de brida (orificio de 1")

15 flash patterns

15 patrones de destellos

Hi/Lo intensity

Intensidad alta/baja

Plug-in switch panel (order separately)

Panel de interruptor de enchufar (pedido aparte)

Comes with four heads and is expandable to six

Viene con cuatro cabezas y es ampliable a seis



SHIELDED CABLES
CABLES CON CUBIERTA
9915AMP 15'
9930AMP 30'



STROBE LIGHT HEADS

CABEZALES DE LUCES ESTROBOSCÓPICAS
9007X Hide-Away
9006X Oval Grommet (9230/9460 only)
Replace 'X' with A=Amber, C=Clear
Reemplace la 'X' por A (ámbar), C (transparente)



SWITCH PANEL
PANEL DE INTERRUPTOR
A9660SW



Beware of the Square

ECCO's new square beacon is anything but. It features two height profiles, single or twin stack LEDs, single- or dual-color, multiple flash patterns with simulated rotate, and it's synchronizable. Oh yeah, it looks cool too!

CUIDADO CON EL RECUADRO El nuevo faro cuadrado de ECCO es algo más. Cuenta con dos alturas, LED en una sola pila o en pilas gemelas, color único o colores dobles, varios patrones de destello con rotación simulada y puede sincronizarse. ¡Ah! ¡Y además se ve genial!





beacons LED

balizas LED

EB7180

SAE Class I LED



EB7180A

- C Amber
- V 12-24
- A 6.2
- X 3 Bolt / 1" Pipe
- ☑ SAE J845 Class I, Cal. Title 13, R10, IP55, AMECA
- 🕒 3 Year

EB7180A-VM

- C Amber
- V 12-24
- A 6.2
- X Vacuum-Magnet
- ☑ SAE J845 Class I, Cal. Title 13, R10, IP55, AMECA
- 🕒 3 Year


DIMENSIONS DIMENSIONES
2.3 [58] H x 6.5 [165] W x 6.5 [165] D

AVAILABLE COLORS COLORES DISPONIBLES
Amber, Clear/Amber & Clear/Clear



CA models = clear lens / amber illumination
CA modelos = transparente cristales/ámbar iluminación

CC models = clear lens / clear illumination
CC modelos = transparente cristales/cristales iluminación



Compact, low-profile beacon
Señalizador compacto de bajo perfil

8 flash patterns, including simulated rotate mode
8 patrones de destello, incluyendo el modo de rotación simulada

Synchronization capable
Capacidad de sincronización

EB7185

SAE Class I Dual-Color LED



EB7185AAA

- C Amber
- V 12-24
- A 8.6
- X 3 Bolt / 1" Pipe
- ☑ SAE J845 Class I, Cal. Title 13, R10, IP55, AMECA
- 🕒 3 Year

EB7185AAA-VM

- C Amber
- V 12-24
- A 8.6
- X Vacuum-Magnet
- ☑ SAE J845 Class I, Cal. Title 13, R10, IP55, AMECA
- 🕒 3 Year

DIMENSIONS DIMENSIONES
3.3 [84] H x 6.5 [165] W x 6.5 [165] D

AVAILABLE COLORS COLORES DISPONIBLES
Amber, Clear/Amber/Amber, Clear/Amber/Clear & Clear/Clear/Clear



CAA models = clear lens / amber illumination
CAA modelos = transparente cristales/ámbar iluminación

CAC models = clear lens / amber and clear illumination
CAC modelos = transparente cristales/ámbar y cristales iluminación

CCC models = clear lens / clear illumination
CCC modelos = transparente cristales/cristales iluminación



Dual-color warning (CAC models)
Advertencia de dos colores (CAC modelos)

24 flash patterns, including simulated rotate mode
24 patrones de destello, incluyendo el modo de rotación simulada

Hi/Lo intensity, synchronization capable
Intensidad alta/baja, y Capacidad de sincronización



beacons LED

balizas LED



pulse® II

Latest technology in a traditional housing
La más reciente tecnología en un alojamiento tradicional

11 flash patterns
11 patrones de destellos

Encapsulated electronics for severe vibration applications (7975/80 and EB7930/35 only)
Componentes electrónicos encapsulados para aplicaciones de altas vibraciones (sólo 7975/80 y EB7930/35)

Aluminum base (Class I only)
Base de aluminio

Reinforced polypropylene base (Class II only)
Base reforzada de polipropileno



Video

To view a 7965 / 7970 Series product video,
scan with any QR code reader app
para ver el video, escanear con cualquier
aplicación lectora de códigos QR

Or visit [YouTube.com/ECCOSafety](https://www.youtube.com/ECCOSafety)



Video

To view a 7945 / 7950 Series product video,
scan with any QR code reader app
para ver el video, escanear con cualquier
aplicación lectora de códigos QR

Or visit [YouTube.com/ECCOSafety](https://www.youtube.com/ECCOSafety)



beacons LED

balizas LED

7900 Series

SAE Class I LED



7965A
C Amber
V 12-24
A 3.6
X 3 Bolt / 1" Pipe
⊗ SAE J845 Class I, CE, R10
⌚ 2 Year



7965A-VM
C Amber
V 12-24
A 3.6
X Vacuum-Magnet
⊗ SAE J845 Class I, CE, R10
⌚ 2 Year



7970A
C Amber
V 12-24
A 3.6
X 3 Bolt / 1" Pipe
⊗ SAE J845 Class I, CE, R10
⌚ 2 Year



7970A-VM
C Amber
V 12-24
A 3.6
X Vacuum-Magnet
⊗ SAE J845 Class I, CE, R10
⌚ 2 Year



7975A
T Severe Vibration
C Amber
V 12-24
A 3.6
X 3 Bolt / 1" Pipe
⊗ SAE J845 Class I, CE, R10
⌚ 2 Year



7980A
T Severe Vibration
C Amber
V 12-24
A 3.6
X 3 Bolt / 1" Pipe
⊗ SAE J845 Class I, CE, R10
⌚ 2 Year

7900 Series

SAE Class II LED



7945A
C Amber
V 12-48
A 1.3
X 3 Bolt / 1" Pipe
⊗ SAE J845 Class II, CE, R10
⌚ 2 Year



7945A-VM
C Amber
V 12-48
A 1.3
X Vacuum-Magnet
⊗ SAE J845 Class II, CE, R10
⌚ 2 Year



7950A
C Amber
V 12-48
A 1.3
X 3 Bolt / 1" Pipe
⊗ SAE J845 Class II, CE, R10
⌚ 2 Year



7950A-VM
C Amber
V 12-48
A 1.3
X Vacuum-Magnet
⊗ SAE J845 Class II, CE, R10
⌚ 2 Year



EB7930A
T Severe Vibration
C Amber
V 12-48
A 1.3
X 3 Bolt / 1" Pipe
⊗ SAE J845 Class II, CE, R10
⌚ 2 Year



EB7935A
T Severe Vibration
C Amber
V 12-48
A 1.3
X 3 Bolt / 1" Pipe
⊗ SAE J845 Class II, CE, R10
⌚ 2 Year

AVAILABLE COLORS COLORES DISPONIBLES
 Amber, Blue, Clear, Green & Red



DIMENSIONS DIMENSIONES
 7930/7945/7965/7975: 4.9 [124] H,
 7935/7950/7970/7980: 6.7 [170] H,
 Base: 6.5 [165] Diameter

LENSES CRISTALES
R6050LX [5"], R6070LX [7"]
 Replace 'X' with A=Amber, B=Blue,
 C=Clear, G=Green, R=Red
 Reemplace la 'X' por A (ámbar), B (azul),
 C (transparente), G (verde), R (rojo)



beacons LED

balizas LED



11 flash patterns
11 patrones de destellos

Hi/Lo intensity
Intensidad alta/baja

Encapsulated electronics for severe vibration applications
Componentes electrónicos encapsulados para aplicaciones de altas vibraciones

Aluminum base
Base de aluminio



Hybrid LED / rotating warning signal
Señal de advertencia rotativa/de LED híbrido

No gears, brushes, or bulbs to wear out
Sin engranajes, escobillas ni bombillas que se desgasten

LED optics produce intense rotating beam
Elementos ópticos de LED que producen un haz rotativo de gran intensidad

UV hard coated lens reduces abrasion, cracking and fading
Cristal con revestimiento UV duro que reduce la abrasión, el agrietamiento y la opacidad

Aluminum base
Base de aluminio

7960

SAE Class I LED



7960A

C Amber

V 12-24

A 3.7

X 3 Bolt / 1" Pipe

☑ SAE J845 Class I, CE, R10, IP56

🕒 5 Year

7960A-VM

Amber

12-24

3.7

Vacuum-Magnet

SAE J845 Class I, CE, R10

5 Year

DIMENSIONS DIMENSIONES
5.6 [142] H x 6.5 [165] Diameter

AVAILABLE COLORS COLORES DISPONIBLES
Amber, Blue, Clear & Red



CA models = clear lens / amber illumination
CA modelos = transparente cristales/ámbar iluminación

LENSES CRISTALES

R7960LX

Replace 'X' with A=Amber, B=Blue, C=Clear, R=Red

Reemplace la 'X' por A (ámbar), B (azul), C (transparente), R (rojo)

7660

SAE Class I LED Hybrid



7660A

C Amber

V 12-24

A 2.1

F 125

X 3 Bolt

☑ SAE J845 Class I, CE, R10, IP67

🕒 5 Year

7660A-VM

Amber

12-24

2.1

125

Vacuum-Magnet

SAE J845 Class I, CE, R10, IP67

5 Year

DIMENSIONS DIMENSIONES
6.2 [156] H x 6.5 [165] Diameter

AVAILABLE COLORS COLORES DISPONIBLES
Amber, Blue, Clear, Green & Red



CA models = clear lens / amber illumination
CA modelos = transparente cristales/ámbar iluminación



beacons LED

balizas LED

7460

SAE Class I LED



- # 7460A
- C Amber
- V 12-36
- A 3.6
- F 80 FPMx8
- X 3 Bolt / 1" Pipe
- ⊙ SAE J845 Class I, CE, IP67
- ⌚ 5 Year



- 7460A-VM
- Amber
- 12-36
- 3.6
- 80 FPMx8
- Vacuum-Magnet
- SAE J845 Class I, CE, IP67
- 5 Year

DIMENSIONS DIMENSIONES
3.1 [79] H x 6.4 [163] Diameter

AVAILABLE COLORS COLORES DISPONIBLES
Amber, Blue, Clear, Green & Red



CA models = clear lens / amber illumination
CA modelos = transparente cristales/ámbar iluminación

7160

SAE Class I LED



- # 7160A
- C Amber
- V 12-24
- A 2.0
- X 3 Bolt / 1" Pipe
- ⊙ SAE J845 Class I, California Title 13 CE, R10, IP66
- ⌚ 5 Year



- 7160A-VM
- Amber
- 12-24
- 2.0
- Vacuum-Magnet
- SAE J845 Class I, California Title 13 CE, R10, IP66
- 5 Year

DIMENSIONS DIMENSIONES
3.9 [99] H x 6.5 [165] Diameter

AVAILABLE COLORS COLORES DISPONIBLES
Amber, Blue, Clear, Green & Red



CA models = clear lens / amber illumination
CA modelos = transparente cristales/ámbar iluminación

LENSES CRISTALES
R7160LX

Replace 'X' with A=Amber, B=Blue, C=Clear, G=Green, R=Red
Reemplace la 'X' por A (ámbar), B (azul), C (transparente), G (verde), R (rojo)

PROFILE™



Compact, low-profile beacon
Señalizador compacto de bajo perfil

Reflective LED module
Módulo de LED reflectante

Pulse8 (8 pulses per flash) flash pattern
Patrón Pulse8 de destellos (8 destellos por ciclo)

Overhead heatsink design provides aesthetic pipe mounting
Su diseño elevado que ayuda a disipar el calor se puede montar en tubos para darle un aspecto estético

Removable, reinforced polypropylene flange for pipe mounting
(pipe mount part # A6400MB)
Brida desmontable de reforzada de polipropileno para montaje en tubos (tubo de montaje con # de parte A6400MB)

REFLEX®



Reflective LED modules
Módulos de LED reflectantes

15 flash patterns
15 patrones de destellos

Hi/Lo intensity and synchronization capable
Intensidad alta/baja y Capacidad de sincronización

Encapsulated electronics extend product life
Encapsulamiento de los componentes electrónicos, que prolonga la vida del producto

Aluminum base
Base de aluminio



beacons LED

balizas LED



6465

SAE Class III LED

Industrial applications Aplicaciones industriales

Pulse8 (8 pulses per flash) flash pattern Patrón Pulse8 de destellos (8 destellos por ciclo)

Reinforced nylon base Base reforzada de nailon

Ideal for material handling equipment Ideal para equipos de manejo de materiales



- # 6465A
- C Amber
- V 12-80
- A 1.9
- F 85 FPMx8
- X 3 Bolt
- ⊗ SAE J845 Class III
- CE, R10, UL
- Ⓜ 3 Year

- # 6465A-MG
- C Amber
- V 12-80
- A 1.9
- F 85 FPMx8
- X Magnet
- ⊗ SAE J845 Class III
- CE, R10
- Ⓜ 3 Year

AVAILABLE COLORS COLORES DISPONIBLES
Amber, Blue, Clear, Green & Red



DIMENSIONS DIMENSIONES
3.9 [99] H x 5.1 [130] Diameter

LENSES CRISTALES
R6400LX
Replace 'X' with A=Amber, B=Blue, C=Clear, G=Green, R=Red
Reemplace la 'X' por A (ámbar), B (azul), C (transparente), G (verde), R (rojo)



beacons LED

balizas LED



6262 Series

SAE Class III LED

Industrial applications Aplicaciones industriales

Pulse8 (8 pulses per flash) flash pattern Patrón Pulse8 de destellos (8 destellos por ciclo)

Encapsulated electronics extend product life Encapsulamiento de los componentes electrónicos, que prolonga la vida del producto

Reinforced nylon base Base reforzada de nailon

Ideal for material handling equipment Ideal para equipos de manejo de materiales



Wire exit: side
Salida del cable: lateral



Wire exit: bottom
Salida del cable: inferior



6262A
C Amber
V 12-80
A 0.47
F 70 FPMx8
X 2 Bolt
⊗ SAE J845 Class III
CE, R10, UL, IP66/67
⌚ 3 Year

6263A
C Amber
V 12-80
A 0.47
F 70 FPMx8
X 2 Bolt
⊗ SAE J845 Class III
CE, R10, UL, IP66/67
⌚ 3 Year

6267A
C Amber
V 12-80
A 0.47
F 70 FPMx8
X 1/2" Pipe
⊗ SAE J845 Class III
CE, R10, UL, IP66/67
⌚ 3 Year

AVAILABLE COLORS COLORES DISPONIBLES
Amber, Blue, Clear, Green & Red



DIMENSIONS DIMENSIONES
6262/6263: 4.9 [124] H x 3.9 [98] W
6267: 4.9 [124] H x 2.8 [71] Diameter

LENSES CRISTALES
R6260LX
Replace 'X' with A=Amber, B=Blue, C=Clear, G=Green, R=Red
Reemplace la 'X' por A (ámbar), B (azul), C (transparente), G (verde), R (rojo)



beacons strobe

balizas estroboscópicas

6900 Series

SAE Class I Strobe



- # 6990A
- C Amber
- V 12-24
- A 3.9
- F 75 FPMx2, 65 FPMx4
- J 15 Jx2, 20 Jx4
- X 3 Bolt / 1" Pipe
- ⊗ SAE J1318 Class I, CE, R10
- ⌚ 2 Year Strobe
- ⌚ 6 Month Tube

Double or quad flash
Destellos dobles y cuádruples

Hi/Lo intensity
Intensidad alta/baja

LED diagnostic indicator
alerts flashtube failure
Indicador de LED de diagnóstico de aviso de fallas en el tubo de destellos

Aluminum base
Base de aluminio



- # 6950A
- C Amber
- V 12-24
- A 3.9
- F 75 FPMx2, 65 FPMx4
- J 15 Jx2, 20 Jx4
- X 3 Bolt / 1" Pipe
- ⊗ SAE J1318 Class I, CE, R10
- ⌚ 2 Year Strobe
- ⌚ 6 Month Tube



- # 6950A-VM
- C Amber
- V 12-24
- A 3.9
- F 75 FPMx2
- J 15 Jx2
- X Vacuum-Magnet
- ⊗ SAE J1318 Class I, CE, R10
- ⌚ 2 Year Strobe
- ⌚ 6 Month Tube



- # 6970A
- C Amber
- V 12-24
- A 3.9
- F 75 FPMx2, 65 FPMx4
- J 15 Jx2, 20 Jx4
- X 3 Bolt / 1" Pipe
- ⊗ SAE J1318 Class I, CE, R10
- ⌚ 2 Year Strobe
- ⌚ 6 Month Tube



- # 6970A-VM
- C Amber
- V 12-24
- A 3.9
- F 75 FPMx2
- J 15 Jx2
- X Vacuum-Magnet
- ⊗ SAE J1318 Class I, CE, R10
- ⌚ 2 Year Strobe
- ⌚ 6 Month Tube

6700 Series

SAE Class II Strobe
Severe Vibration

Double or quad flash
Destellos dobles y cuádruples

Encapsulated electronics for severe
vibration applications
Encapsulamiento de los componentes electrónicos,
para aplicaciones de altas vibraciones

6710/20 = reinforced polypropylene base
6710/20 = base reforzada de polipropileno

6750/70 = aluminum base/diagnostic indicator
6750/70 = base de aluminio/indicador de diagnóstico



- # 6750A
- C Amber
- V 12-24
- A 2.6
- F 75 FPMx2, 65 FPMx4
- J 10 Jx2, 16 Jx4
- X 3 Bolt / 1" Pipe
- ⊗ SAE J1318 Class II
- CE, R10, IP66
- ⌚ 2 Year Strobe
- ⌚ 6 Month Tube



- # 6770A
- C Amber
- V 12-24
- A 2.6
- F 75 FPMx2, 65 FPMx4
- J 10 Jx2, 16 Jx4
- X 3 Bolt / 1" Pipe
- ⊗ SAE J1318 Class II
- CE, R10, IP66
- ⌚ 2 Year Strobe
- ⌚ 6 Month Tube



- # 6710A
- C Amber
- V 12-48
- A 1.3
- F 75 FPMx2, 65 FPMx4
- J 7 Jx2, 10 Jx4
- X 3 Bolt / 1" Pipe
- ⊗ SAE J1318 Class II
- CE, R10
- ⌚ 2 Year Strobe
- ⌚ 6 Month Tube



- # 6720A
- C Amber
- V 12-48
- A 1.3
- F 75 FPMx2, 65 FPMx4
- J 7 Jx2, 10 Jx4
- X 3 Bolt / 1" Pipe
- ⊗ SAE J1318 Class II
- CE, R10
- ⌚ 2 Year Strobe
- ⌚ 6 Month Tube

AVAILABLE COLORS COLORES DISPONIBLES
Amber & Clear



DIMENSIONS DIMENSIONES
Low: 4.8 [121], Med: 6.7 [170],
High: 7.9 [200], 6.5 [165] Diameter

FLASHTUBE TUBO DE DESTELLOS
R6501FT

LENSES CRISTALES
R6050LX [5"]
R6070LX [7"]

Replace 'X' with A=Amber, B=Blue, C=Clear,
G=Green, R=Red Reemplace la 'X' por A (ámbar),
B (azul), C (transparente), G (verde), R (rojo)



beacons strobe

balizas estroboscópicas

6600 Series

SAE Class II Strobe



- # **6690A**
- C Amber
- V 12-24
- A 2.2
- F 65 FPM
- J 8/13 Jx2, 12/17 Jx4
- X 3 Bolt / 1" Pipe
- ☑ SAE J1318 Class II, CE, R10
- 🕒 2 Year Strobe
6 Month Tube

Double or quad flash
Destellos dobles y cuádruples

Hi/Lo intensity
Intensidad alta/baja

Aluminum base
Base de aluminio

6500 Series

SAE Class II Strobe

Double or quad flash
Destellos dobles y cuádruples

Basic multi-purpose strobe
Estroboscópico básico multipropósito

On/off road suitable
Adecuado para aplicaciones dentro y fuera de la carretera

Reinforced polypropylene base
Base reforzada de polipropileno



- # **6650A**
- C Amber
- V 12-24
- A 2.2
- F 65 FPM
- J 8/13 Jx2, 12/17 Jx4
- X 3 Bolt / 1" Pipe
- ☑ SAE J1318 Class II, CE, R10
- 🕒 2 Year Strobe
6 Month Tube



- # **6650A-VM**
- C Amber
- V 12-24
- A 2.2
- F 65 FPM
- J 8/13 Jx2, 12/17 Jx4
- X Vacuum-Magnet
- ☑ SAE J1318 Class II, CE, R10
- 🕒 2 Year Strobe
6 Month Tube



- # **6550A**
- C Amber
- V 12-48
- A 2.4
- F 80 FPMx2, 65 FPMx4
- J 7 Jx2, 10 Jx4
- X 3 Bolt / 1" Pipe
- ☑ SAE J1318 Class II, CE, R10
- 🕒 2 Year Strobe
6 Month Tube



- # **6550A-VM**
- C Amber
- V 12-48
- A 2.4
- F 80 FPMx2
- J 7 Jx2
- X Vacuum-Magnet
- ☑ SAE J1318 Class II, CE, R10
- 🕒 2 Year Strobe
6 Month Tube



- # **6670A**
- C Amber
- V 12-24
- A 2.2
- F 65 FPM
- J 8/13 Jx2, 12/17 Jx4
- X 3 Bolt / 1" Pipe
- ☑ SAE J1318 Class II, CE, R10
- 🕒 2 Year Strobe
6 Month Tube



- # **6670A-VM**
- C Amber
- V 12-24
- A 2.2
- F 65 FPM
- J 8/13 Jx2, 12/17 Jx4
- X Vacuum-Magnet
- ☑ SAE J1318 Class II, CE, R10
- 🕒 2 Year Strobe
6 Month Tube



- # **6570A**
- C Amber
- V 12-48
- A 2.4
- F 80 FPMx2, 65 FPMx4
- J 7 Jx2, 10 Jx4
- X 3 Bolt / 1" Pipe
- ☑ SAE J1318 Class II, CE, R10
- 🕒 2 Year Strobe
6 Month Tube



- # **6570A-VM**
- C Amber
- V 12-48
- A 2.4
- F 80 FPMx2
- J 7 Jx2
- X Vacuum-Magnet
- ☑ SAE J1318 Class II, CE, R10
- 🕒 2 Year Strobe
6 Month Tube

AVAILABLE COLORS COLORES DISPONIBLES
Amber & Clear

COLORES DISPONIBLES

DIMENSIONS DIMENSIONES
Low: 4.8 [121], Med: 6.7 [170],
High: 7.9 [200], 6.5 [165] Diameter

FLASHTUBE TUBO DE DESTELLOS
R6501FT

LENSES CRISTALES
R6050LX [5"]
R6070LX [7"]

Replace 'X' with A=Amber, B=Blue, C=Clear,
G=Green, R=Red Reemplace la 'X' por A (ámbar),
B (azul), C (transparente), G (verde), R (rojo)



beacons strobe
balizas estroboscópicas

6410

Low-Intensity Strobe

Industrial applications
Aplicaciones industriales

Single flash
Destello único

Low-intensity
Baja intensidad

Reinforced nylon base
Base reforzada de nailon

Ideal for material handling equipment
Ideal para equipos de manejo de materiales



6410A

C Amber
V 12-80
A 0.3
F 70 FPMx1
J 1.5
X 3 Bolt
⊗ CE, R10, UL
⌚ 2 Year Strobe
⌚ 6 Month Tube

6410A-MG

C Amber
V 12-80
A 0.3
F 70 FPMx1
J 1.5
X Magnet
⊗ CE, R10
⌚ 2 Year Strobe
⌚ 6 Month Tube

6200 Series

Low-Intensity Strobe

Industrial applications
Aplicaciones industriales

Single flash and low intensity
Destello único y baja intensidad

Reinforced nylon base
Base reforzada de nailon

Encapsulated electronics extend product life
Encapsulamiento de los componentes electrónicos, que prolonga la vida del producto

Ideal for material handling equipment
Ideal para equipos de manejo de materiales



6220A

C Amber
V 12-80
A 0.6
F 85 FPMx1
J 1.5
X 2 Bolt
⊗ CE, R10, UL, IP66/67
⌚ 2 Year Strobe
⌚ 6 Month Tube

6225A

C Amber
V 12-80
A 0.7
F 85 FPMx1
J 2
X 2 Bolt
⊗ CE, R10, UL, IP66/67
⌚ 2 Year Strobe
⌚ 6 Month Tube



6226A

C Amber
V 12-80
A 0.7
F 85 FPMx1
J 2
X 1/2" Pipe
⊗ CE, R10, UL, IP66/67
⌚ 2 Year Strobe
⌚ 6 Month Tube

AVAILABLE COLORS COLORES DISPONIBLES

6410 & 6200: Amber, Blue, Clear, Green & Red



5800: Amber, Blue & Red (5840/50 Amber only)



J-Bolt: Amber & Clear



DIMENSIONS DIMENSIONES

6410: 3.9 [99] H x 5.1 [130] Diameter

6220/6225: 5.5 [140] H x 3.9 [98] W x 2.8 [71] D

6226: 5.5 [140] H x 2.83 [72] Diameter

6520: 5.7 [144] H x 6.7 [170] D

6530: 7.5 [192] H x 6.7 [170] D

5810: 8.2 [208] H x 5.3 [134] Diameter

5813: 5.7 [146] H x 6.0 [153] Diameter
(MG: 6.6 [167] Dia.)

5840: 7.0 [178] H x 6.0 [153] Diameter

5850: 9.4 [239] H x 6.0 [153] Diameter



beacons rotating & strobe

balizas rotativa y estroboscopicos

5800 Series

SAE Class I Rotator

Compact design
Diseño compacto

Belt-drive rotator mechanism
Mecanismo rotativo por correa de mando

Free-form optical reflector maximizes light output
Reflector óptico de forma libre que maximiza la potencia luminica

Polycarbonate base
Base de policarbonato



5816A
C Amber
V 12
A 4.9
F 195 RPM
X 1 Bolt
⊗ SAE J845 Class I
R10, R65
⌚ 1 Year Rotator
3 Month Bulb

5813A
C Amber
V 12
A 4.9
F 195 RPM
X 3 Bolt
⊗ SAE J845 Class I
R10, R65
⌚ 1 Year Rotator
3 Month Bulb

5813A-MG
C Amber
V 12
A 4.9
F 195 RPM
X Magnet
⊗ SAE J845 Class I
R10, R65
⌚ 1 Year Rotator
3 Month Bulb



5810A
C Amber
V 12
A 4.9
F 195 RPM
X DIN Pole
⊗ SAE J845 Class I
R10, R65
⌚ 1 Year Rotator
3 Month Bulb



5840A
C Amber
V 12
A 4.9
F 195 RPM
X 3 Bolt
⊗ SAE J845 Class I
R65
R10
⌚ 1 Year Rotator
3 Month Bulb



5850A
C Amber
V 12
A 4.9
F 195 RPM
X DIN Pole
⊗ R65
R10
⌚ 1 Year Rotator
3 Month Bulb

LENSES CRISTALES

R6050LX 6520, R6070LX 6530,
R6400LX 6410, R6220LX 6200
Replace 'X' with A=Amber, B=Blue,
C=Clear, G=Green, R=Red
Reemplace la 'X' por A (ámbar), B (azul),
C (transparente), G (verde), R (rojo)

R5810LX 5810/13/16
R5840LA 5840/50
Replace 'X' with A=Amber, B=Blue, R=Red
Reemplace la 'X' por A (ámbar), B (azul), R (rojo)

J-Bolt Series

SAE Class II Strobe

Single or double flash
Destello sencillo y dobles

Easy J-Bolt installation
Instalación sencilla mediante perno en J

Aluminum base
Base de aluminio

Additional mounting options available
Están disponibles opciones adicionales de montaje



6520A
C Amber
V 12-48
A 1.3
F 80 FPMx1, 80 FPMx2
X 5 Jx1, 7 Jx2
⊗ J-Bolt Perno en J
SAE J1318 Class II, CE
⌚ 2 Year Strobe
6 Month Tube

6530A
C Amber
V 12-48
A 1.3
F 80 FPMx1, 80 FPMx2
X 5 Jx1, 7 Jx2
⊗ J-Bolt Perno en J
SAE J1318 Class II, CE
⌚ 2 Year Strobe
6 Month Tube

ADDITIONAL MOUNTING OPTIONS

OPCIONES ADICIONALES DE MONTAJE

ECCO's popular J-Bolt mount strobes are available with a range of additional mounting options in order to satisfy any fleet requirements. Order separately. Los estroboscopicos de montaje mediante perno en J de ECCO son ampliamente utilizados, y está disponible una diversidad de opciones adicionales de montaje a fin de satisfacer los requerimientos de todas las flotillas. Pedido aparte.



A6520FM
Flush Mount
Base de montaje a ras



A6520MG
Magnet Mount
Base magnética de montaje



A6520PM
3/4" Pipe Mount
Base de montaje en tubo



A6521PM
1" Pipe Mount
Base de montaje en tubo

FLASHTUBE

TUBO DE DESTELLOS
R6501FT 6520/6530
R6410FT 6410
R6200FT 6200

BULB BOMBILLA

R5812BH

DIN POLES DIN POLO

A5850LB L Bracket A5850TB T Bracket

REFLEXTM



Clear Winners

The latest additions to this ultra-popular minibar line feature a new, outer lens with no optics, unleashing the full power of our ReflexTM LED modules with zero light diffusion. Available with reflective modules (5587) or combination of reflective & TIR modules to blast additional directional light to the front and rear of your vehicle (5597).

INDISCUTIBLES GANADORES Las últimas adiciones a esta línea ultra popular de minibarras son un nuevo lente exterior sin propiedades ópticas, lo que libera todo el poder de nuestros módulos de LED ReflexTM, ya que se elimina la difusión de luz. Disponible con módulos reflejantes (5587) o con una combinación de módulos reflejantes y TIR para emitir luz direccional adicional a las partes delantera y posterior de su vehículo (5597).





minibars LED

minibarras LED



5590

SAE Class I LED, 15"

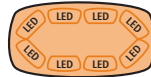
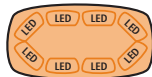
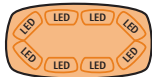


Combines Reflective and TIR Optic LED modules to optimize focused front/rear warning and wide-angle side warning
 Combina módulos Reflectante y módulos Óptica TIR de LED para optimizar el enfoque en las advertencias frontal/trasera y la lateral de ángulo amplios

Lenticular optic lens Lente óptico lenticular

18 flash patterns and synchronization capable 18 patrones de destellos y compatible con sincronización

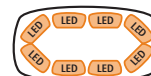
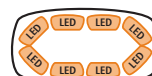
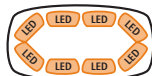
Cigarette plug adapter with on/off and flash pattern switches (magnet models)
 Adaptador para encendedor de cigarrillos, con interruptores de encendido y apagados y de patrón de destellos (modelos magnéticos)



- # 5590A
- C Amber
- V 12-24
- A 6.0
- X 4 Bolt
- ⊗ SAE J845 Class I
- California Title 13, CE, R10, IP65
- ⌚ 3 Year

- # 5590A-MG
- Amber
- 12-24
- 6.0
- Magnet
- SAE J845 Class I
- California Title 13, CE, R10
- 3 Year

- # 5590A-VM
- Amber
- 12-24
- 6.0
- Vacuum-Magnet
- SAE J845 Class I
- California Title 13, CE, R10
- 3 Year



- # 5590CA
- C Illuminates Amber
- V 12-24
- A 6.0
- X 4 Bolt
- ⊗ SAE J845 Class I
- California Title 13, CE, R10, IP65
- ⌚ 3 Year

- # 5590CA-MG
- Illuminates Amber
- 12-24
- 6.0
- Magnet
- SAE J845 Class I
- California Title 13, CE, R10
- 3 Year

- # 5590CA-VM
- Illuminates Amber
- 12-24
- 6.0
- Vacuum-Magnet
- SAE J845 Class I
- California Title 13, CE, R10
- 3 Year

To view a 5590 LED minibar product video, scan with any QR code reader app

para ver el video, escanear con cualquier aplicación lectora de códigos QR

Or visit YouTube.com/ECCOSafety



Video

AVAILABLE COLORS COLORES DISPONIBLES
 Amber, Blue, Clear, Green & Red
 (MG models amber & amber/clear only)



DIMENSIONS DIMENSIONES
 2.5 [63] H x 15 [381] W x 9 [229] D
 3.1 [79] H including vacuum-magnet

DOMES DOMOS
 R5590LX
 Replace 'X' with A=Amber, C=Clear
 Reemplace la 'X' por A (ámbar), C (transparente)



minibars LED

minibarras LED



5597

SAE Class I LED, 15"

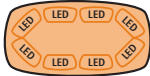


Combines Reflective and TIR Optic LED modules to optimize focused front/rear warning and wide-angle side warning
Combina módulos Reflectante y módulos Óptica TIR de LED para optimizar el enfoque en las advertencias frontal/trasera y la lateral de ángulo amplios

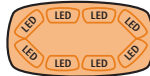
Zero optic lens Lente óptico cero

18 flash patterns and synchronization capable 18 patrones de destellos y compatible con sincronización

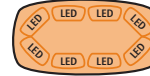
Cigarette plug adapter with on/off and flash pattern switches (magnet models)
Adaptador para encendedor de cigarrillos, con interruptores de encendido y apagados y de patrón de destellos (modelos magnéticos)



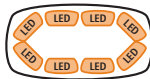
- # 5597A
- C Amber
- V 12-24
- A 6.0
- X 4 Bolt
- Ⓢ SAE J845 Class I, California Title 13, CE, R10, IP65
- Ⓜ 3 Year



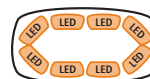
- 5597A-MG
- Amber
- 12-24
- 6.0
- Magnet
- SAE J845 Class I, California Title 13, CE, R10
- 3 Year



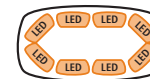
- 5597A-VM
- Amber
- 12-24
- 6.0
- Vacuum-Magnet
- SAE J845 Class I, California Title 13, CE, R10
- 3 Year



- # 5597CA
- C Illuminates Amber
- V 12-24
- A 6.0
- X 4 Bolt
- Ⓢ SAE J845 Class I, California Title 13, CE, R10, IP65
- Ⓜ 3 Year



- 5597CA-MG
- Illuminates Amber
- 12-24
- 6.0
- Magnet
- SAE J845 Class I, California Title 13, CE, R10
- 3 Year



- 5597CA-VM
- Illuminates Amber
- 12-24
- 6.0
- Vacuum-Magnet
- SAE J845 Class I, California Title 13, CE, R10
- 3 Year

AVAILABLE COLORS COLORES DISPONIBLES
Amber, Clear, Amber/Clear
(MG models amber & amber/clear only)




DIMENSIONS DIMENSIONES
2.5 [63] H x 15 [381] W x 9 [229] D
3.1 [79] H including vacuum-magnet

DOMES DOMOS
EZ5507LX
Replace 'X' with A=Amber, C=Clear
Reemplace la 'X' por A (ámbar), C (transparente)



minibars LED
minibarras LED



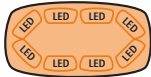
5585
SAE Class I LED, 15"

Reflective LED modules Módulos de LED reflectantes

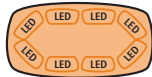
Lenticular optic lens Lente óptico lenticular

18 flash patterns and synchronization capable 18 patrones de destellos y compatible con sincronización

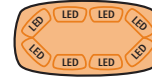
Cigarette plug adapter with on/off and flash pattern switches (magnet models)
Adaptador para encendedor de cigarrillos, con interruptores de encendido y apagados y de patrón de destellos (modelos magnéticos)



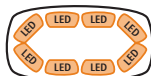
- # 5585A
- C Amber
- V 12-24
- A 5.1
- X 4 Bolt
- ⊗ SAE J845 Class I, CE, R10, IP65
- ⌚ 3 Year



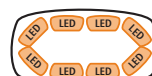
- 5585A-MG
- Amber
- 12-24
- 5.1
- Magnet
- SAE J845 Class I, CE, R10
- 3 Year



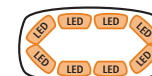
- 5585A-VM
- Amber
- 12-24
- 5.1
- Vacuum-Magnet
- SAE J845 Class I, CE, R10
- 3 Year



- # 5585CA
- C Illuminates Amber
- V 12-24
- A 5.1
- X 4 Bolt
- ⊗ SAE J845 Class I, California Title 13, CE, R10, IP65
- ⌚ 3 Year



- 5585CA-MG
- Illuminates Amber
- 12-24
- 5.1
- Magnet
- SAE J845 Class I, California Title 13, CE, R10
- 3 Year



- 5585CA-VM
- Illuminates Amber
- 12-24
- 5.1
- Vacuum-Magnet
- SAE J845 Class I, California Title 13, CE, R10
- 3 Year

AVAILABLE COLORS COLORES DISPONIBLES
Amber, Blue, Clear, Green, Red & Amber/Clear
(MG models amber illumination only)




DIMENSIONS DIMENSIONES
2.5 [63] H x 15 [381] W x 9 [229] D
3.1 [79] H including vacuum-magnet

DOMES DOMOS
R5500LX
Replace 'X' with A=Amber, C=Clear
Reemplace la 'X' por A (ámbar), C (transparente)



minibars LED

minibarras LED



5587

SAE Class I LED, 15"



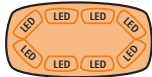
Reflective LED modules Módulos de LED reflectantes

Zero optic lens Lente óptico cero

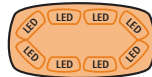
18 flash patterns and synchronization capable 18 patrones de destellos y compatible con sincronización

Cigarette plug adapter with on/off and flash pattern switches (magnet models)

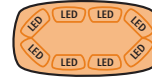
Adaptador para encendedor de cigarrillos, con interruptores de encendido y apagados y de patrón de destellos (modelos magnéticos)



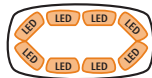
- # 5587A
- C Amber
- V 12-24
- A 5.1
- X 4 Bolt
- ⊗ SAE J845 Class I, CE, R10, IP65
- Ⓟ 3 Year



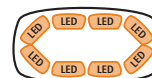
- 5587A-MG
- Amber
- 12-24
- 5.1
- Magnet
- SAE J845 Class I, CE, R10
- 3 Year



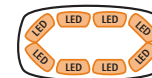
- 5587A-VM
- Amber
- 12-24
- 5.1
- Vacuum-Magnet
- SAE J845 Class I, CE, R10
- 3 Year



- # 5587CA
- C Illuminates Amber
- V 12-24
- A 5.1
- X 4 Bolt
- ⊗ SAE J845 Class I, California Title 13, CE, R10, IP65
- Ⓟ 3 Year



- 5587CA-MG
- Illuminates Amber
- 12-24
- 5.1
- Magnet
- SAE J845 Class I, California Title 13, CE, R10
- 3 Year



- 5587CA-VM
- Illuminates Amber
- 12-24
- 5.1
- Vacuum-Magnet
- SAE J845 Class I, California Title 13, CE, R10
- 3 Year

AVAILABLE COLORS COLORES DISPONIBLES
Amber, Clear, Amber/Clear
(MG models amber & amber/clear only)




DIMENSIONS DIMENSIONES
2.5 [63] H x 15 [381] W x 9 [229] D
3.1 [79] H including vacuum-magnet

DOMES DOMOS
EZ5507LX
Replace 'X' with A=Amber, C=Clear
Reemplaza la 'X' por A (ámbar), C (transparente)



minibars LED
minibarras LED



5580
SAE Class II LED, 15"

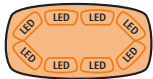
Reflective LED modules Módulos de LED reflectantes

Lenticular optic lens Lente óptica lenticular

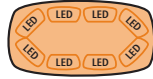
18 flash patterns and synchronization capable 18 patrones de destellos y compatible con sincronización

Cigarette plug adapter with on/off and flash pattern switches (magnet models)

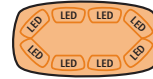
Adaptador para encendedor de cigarrillos, con interruptores de encendido y apagados y de patrón de destellos (modelos magnéticos)



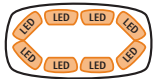
5580A
C Amber
V 12-24
A 2.7
X 4 Bolt
⊙ SAE J845 Class II, CE, R10, IP65
⌚ 3 Year



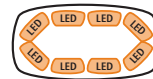
5580A-MG
C Amber
V 12-24
A 2.7
X Magnet
⊙ SAE J845 Class II, CE, R10
⌚ 3 Year



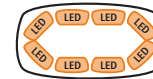
5580A-VM
C Amber
V 12-24
A 2.7
X Vacuum-Magnet
⊙ SAE J845 Class II, CE, R10
⌚ 3 Year



5580CA
C Illuminates Amber
V 12-24
A 2.7
X 4 Bolt
⊙ SAE J845 Class II, CE, R10, IP65
⌚ 3 Year



5580CA-MG
C Illuminates Amber
V 12-24
A 2.7
X Magnet
⊙ SAE J845 Class II, CE, R10
⌚ 3 Year



5580CA-VM
C Illuminates Amber
V 12-24
A 2.7
X Vacuum-Magnet
⊙ SAE J845 Class II, CE, R10
⌚ 3 Year

AVAILABLE COLORS COLORES DISPONIBLES
Amber



DIMENSIONS DIMENSIONES
2.5 [63] H x 15 [381] W x 9 [229] D
3.1 [79] H including vacuum-magnet

DOMES DOMOS
R5500LX
Replace 'X' with A=Amber, C=Clear
Reemplace la 'X' por A (ámbar), C (transparente)



minibars LED

minibarras LED



5280 Series

SAE Class I LED Hybrid, 13"

Hybrid LED / rotating warning signal Señal de advertencia rotativa/de LED híbrido

No gears, brushes, or bulbs to wear out Sin engranajes, escobillas ni bombillas que se desgasten

LED optics produce intense rotating beam Elementos ópticos de LED que producen un haz rotativo de gran intensidad

UV hard-coated lens reduces abrasion, cracking and fading Cristal con revestimiento UV duro que reduce la abrasión, el agrietamiento y la opacidad



5280A
C Amber
V 12-24
A 4.0
F 360 FPM
X 4 Bolt
✓ SAE J845 Class I
CE, R10, IP67
🕒 5 Year



5280CAA
Illuminates Amber
V 12-24
A 3.8
F 360 FPM
X 4 Bolt
✓ SAE J845 Class I
CE, R10, IP67
🕒 5 Year



5280A-MG
Amber
V 12-24
A 4.0
F 360 FPM
X Magnet
✓ SAE J845 Class I
CE, R10, IP67
🕒 5 Year



5280CAA-MG
Illuminates Amber
V 12-24
A 3.8
F 360 FPM
X Magnet
✓ SAE J845 Class I
CE, R10, IP67
🕒 5 Year

AVAILABLE COLORS COLORES DISPONIBLES
Amber, Blue, Clear, Green, Red & Amber/Clear



DIMENSIONS DIMENSIONES
5.8 [146] H x 13.3 [337] W x 6.3 [160] D




minibars rotating

minibarras rotativas

5135

SAE Class I Rotator, 15"




5135A
C Amber
V 12
A 11.0
F 480 FPM
X 4 Bolt
 ☑ SAE J845 Class I
 CE, R10, IP54
 ⌚ 2 Year Rotator,
 3 Month Bulb
AVAILABLE COLORS
 COLORES DISPONIBLES
 Amber

DIMENSIONS DIMENSIONES
 4.5 [114] H x 15.75 [400] W
 x 8.27 [210] D
 5.1 [129] H including vacuum-magnet

5135A-VM
C Amber
V 12
A 11.0
F 480 FPM
X Vacuum-Magnet
 ☑ SAE J845 Class I
 CE, R10, IP54
 ⌚ 2 Year Rotator,
 3 Month Bulb
BULB BOMBILLA
R5812BH
DOMES DOMOS
R5100LX
 Replace 'X' with A=Amber,
 B=Blue, C=Clear, R=Red
 Reemplace la 'X' por A (ámbar),
 B (azul), C (transparente), R (rojo)

5315

SAE Class I Rotator, 15"



5315A
C Amber
V 12
A 8.6
F 300 FPM
X 4 Bolt
 ☑ SAE J845 Class I
 California Title 13
 ⌚ 2 Year Rotator,
 3 Month Bulb
AVAILABLE COLORS
 COLORES DISPONIBLES
 Amber

DIMENSIONS DIMENSIONES
 5.8 [147] H x 15.7 [400] W
 x 8.3 [210] D
 6.2 [157] H including vacuum-magnet

5315A-VM
C Amber
V 12
A 8.6
F 300 FPM
X Vacuum-Magnet
 ☑ SAE J845 Class I
 California Title 13
 ⌚ 2 Year Rotator,
 3 Month Bulb
BULB BOMBILLA
R5012BH 12V
R5024BH 24V
DOMES DOMOS
R5300LX
 Replace 'X' with A=Amber,
 B=Blue, C=Clear, G=Green,
 R=Red Reemplace la 'X' por A
 (ámbar), B (azul), C (transparente),
 G (verde), R (rojo)

60 Series EVOLUTION®

SAE Class I Rotator, 22"



6221001
C Amber
V 12
A 11.0
F 480 FPM
X 4 Bolt
 ☑ SAE J845 Class I
 ⌚ 2 Year Rotator, 3 Month Bulb

AVAILABLE COLORS
 COLORES DISPONIBLES
 Amber

DIMENSIONS DIMENSIONES
 4.3 [108] H x 22 [559] W
 x 8.3 [210] D

BULB BOMBILLA
R5812BH
DOMES DOMOS
R5101LX
 Replace 'X' with A=Amber,
 B=Blue, C=Clear, R=Red
 Reemplace la 'X' por A (ámbar),
 B (azul), C (transparente), R (rojo)

70 Series

SAE Class I Rotator, 22"



5221001
C Amber
V 12
A 8.6
F 400 FPM
X 4 Bolt
 ☑ SAE J845 Class I
 ⌚ 2 Year Rotator, 3 Month Bulb

AVAILABLE COLORS
 COLORES DISPONIBLES
 Amber

DIMENSIONS DIMENSIONES
 5.8 [147] H x 22.1 [559] W
 x 8.3 [210] D

BULB BOMBILLA
R5012BH
DOMES DOMOS
R5400LX
 Replace 'X' with
 A=Amber, B=Blue,
 C=Clear, R=Red
 Reemplace la 'X' por A
 (ámbar), B (azul),
 C (transparente), R (rojo)



minibars strobe

minibarras estroboscopicos

5150

SAE Class II Strobe, 15"



- # 5150AAA
- C Amber
- V 12-24
- A 3.8
- F 70 FPMx2, 65 FPMx4
- J 7-13 Jx2, 11-15 Jx4
- X 4 Bolt
- ⊕ SAE J1318 Class II, CE, R10
- ⌚ 2 Year Strobe, 6 Month Tube

AVAILABLE COLORS
COLORES DISPONIBLES
Amber

DIMENSIONS DIMENSIONES
4.5 [114] H x 15.75 [400] W
x 8.27 [210] D
5.1 [129] H including vacuum-magnet



- # 5150AAA-VM
- C Amber
- V 12-24
- A 3.8
- F 70 FPMx2
- J 7-13 Jx2
- X Vacuum-Magnet
- ⊕ SAE J1318 Class II, CE, R10
- ⌚ 2 Year Strobe, 6 Month Tube

FLASHTUBE TUBO DE DESTELLOS
R6501FT

DOMES DOMOS
R5100LX

LENSES CRISTALES
R5150LX
Replace 'X' with A=Amber, B=Blue,
C=Clear, R=Red
Reemplace la 'X' por A (ámbar), B (azul),
C (transparente), R (rojo)

5350

SAE Class II Strobe, 15"



- # 5350AAA
- C Amber
- V 12-48
- A 3.0
- F 80 FPMx2, 65 FPMx4
- J 7 Jx2, 10 Jx4
- X 4 Bolt
- ⊕ CE (SAE J1318 Class II 5350CAA model only)
- ⌚ 2 Year Strobe, 6 Month Tube

AVAILABLE COLORS
COLORES DISPONIBLES
Amber

DIMENSIONS DIMENSIONES
5.8 [147] H x 15.7 [400] W
x 8.3 [210] D
6.2 [157] H including vacuum-magnet



- # 5350AAA-VM
- C Amber
- V 12-48
- A 3.0
- F 80 FPMx2
- J 7 Jx2
- X Vacuum-Magnet
- ⊕ CE (SAE J1318 Class II 5350CAA model only)
- ⌚ 2 Year Strobe, 6 Month Tube

FLASHTUBE TUBO DE DESTELLOS
R6501FT

DOMES DOMOS
R5300LX

LENSES CRISTALES
R6050LX
Replace 'X' with A=Amber, B=Blue,
C=Clear, G=Green, R=Red
Reemplace la 'X' por A (ámbar),
B (azul), C (transparente), G (verde), R (rojo)

60 Series EVOLUTION®

SAE Class II Strobe, 22"



- # 6221005
- C Amber
- V 12-24
- A 3.8
- F 70 FPMx2, 65 FPMx4
- J 7-13 Jx2, 11-15 Jx4
- X 4 Bolt
- ⊕ CE, R10
- ⌚ 2 Year Strobe, 6 Month Tube

AVAILABLE COLORS
COLORES DISPONIBLES
Amber

DIMENSIONS DIMENSIONES
4.3 [108] H x 22 [559] W
x 8.3 [210] D



- # 6221006
- C Amber (Clear Inner Lenses)
- V 12-24
- A 3.8
- F 70 FPMx2, 65 FPMx4
- J 7-13 Jx2, 11-15 Jx4
- X 4 Bolt
- ⊕ CE, R10
- ⌚ 2 Year Strobe, 6 Month Tube

FLASHTUBE TUBO DE DESTELLOS
R6501FT

DOMES DOMOS
R5101LX

LENSES CRISTALES
R5150LX
Replace 'X' with A=Amber, B=Blue,
C=Clear, R=Red
Reemplace la 'X' por A (ámbar), B (azul),
C (transparente), R (rojo)

70 Series

SAE Class II Strobe, 22"



- # 5450AAA
- C Amber
- V 12-48
- A 3.0
- F 80 FPMx2, 65 FPMx4
- J 7 Jx2, 10 Jx4
- X 4 Bolt
- ⊕ SAE J1318 Class II, CE
- ⌚ 2 Year Strobe, 6 Month Tube

AVAILABLE COLORS
COLORES DISPONIBLES
Amber

DIMENSIONS DIMENSIONES
5.8 [147] H x 22.1 [559] W
x 8.3 [210] D



- # 5450ACC
- C Amber (Clear Inner Lenses)
- V 12-48
- A 3.0
- F 80 FPMx2, 65 FPMx4
- J 7 Jx2, 10 Jx4
- X 4 Bolt
- ⊕ CE
- ⌚ 2 Year Strobe, 6 Month Tube

FLASHTUBE TUBO DE DESTELLOS
R6501FT

DOMES DOMOS
R5400LX

LENSES CRISTALES
R6050LX
Replace 'X' with A=Amber, B=Blue,
C=Clear, R=Red
Reemplace la 'X' por A (ámbar), B (azul),
C (transparente), R (rojo)

AXIOS™

MODULAR LED LIGHTBAR SYSTEM

TOUGH. ADAPTABLE. JOB-READY.

JUST LIKE YOU

EXPLORE YOUR OPTIONS: AXIOSMODULAR.COM

Build It Up. Light It Up.

The revolutionary Axios™ Modular LED Lightbar System takes safety and on-the-job performance to a new level. Choose from seven, high-performance LED lighting options with exclusive DropLock™ technology that feature simple twist-lock placement virtually anywhere in the bar. Backed by a five-year warranty, it all adds up to a better lightbar without the wait. Available same day at local Axios Partner stores.

CONSTRÚYALO. ILUMÍNELO El revolucionario sistema de barra de luz de LED modular Axios™ lleva la seguridad y el desempeño en el trabajo a un nuevo nivel. Escoga entre siete opciones de iluminación con LED de alto desempeño con la exclusiva tecnología DropLock™ que se puede colocar en cualquier parte de la barra de manera sencilla con un candado giratorio. Si le suma el respaldo de una garantía de cinco años, obtiene una mejor barra de luz en un instante. Disponible el mismo día en las tiendas de Socios Axios.



To view the Axios™ Modular LED Lightbar video, scan with any QR code reader app
para ver el video del patrones de destellos, escanear con cualquier lector de códigos QR app



Or visit [YouTube.com/ECCOSafety](https://www.youtube.com/ECCOSafety)

Video 

AXIOS™

modular lightbars

barras de luces modulares



EASY UPGRADE fácil actualización

ADDITIONAL COLORS & CUSTOM CONFIGURATIONS AVAILABLE
colores adicionales y configuraciones personalizadas disponibles



14 Series

SAE Class I Modular LED Lightbar

Modules easily installed, reconfigured or upgraded via DropLock™ power rail system

Los módulos se instalan, reconfiguran o actualizan fácilmente con el sistema de riel de alimentación DropLock™

Supplied with in-cab controller

Viene con un controlador en cabina

Seven LED module options (details on page 46)

Siete opciones de módulos de LED (ver los detalles en la página 46)

29 flash patterns

29 patrones de destellos

Aluminum chassis, polycarbonate base and lens

Chasis de aluminio, base y cristal de policarbonato

SYMBOLS SIMBOLOS



LED Warning Module

Módulo LED de advertencia



LED Stop-Tail-Indicator

Luces de freno, traseras, direccionales de LED



LED Worklamps

Lámparas de trabajo de LED



LED Alley Lights

Lámparas de callejan de LED



Safety Director™

Director de seguridad




INCLUDED CONTROLLER CONTROLADOR INCLUIDO

EZ1405 The included controller provides convenient and easy control of the 29 built-in flash patterns and auxiliary LED modules (where applicable). Simply plug-n-play. Each lightbar is shipped with 'controller ready' wiring for fast, easy installation.

El controlador incluido permite el control práctico y sencillo de 29 patrones distintos incorporados de destellos, así como de módulos auxiliares de LED (si corresponde). Todas las barras de luces son de enchufar y utilizar, y se suministran con cableado de conexión al controlador para una instalación rápida y sencilla.

AVAILABLE COLORS COLORES DISPONIBLES

Amber, Blue, Clear, Green & Red

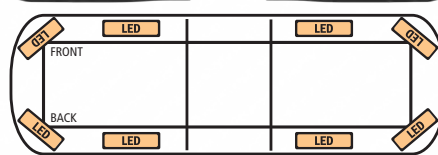


DIMENSIONS DIMENSIONES

3 [76] H x 10.5 [267] W

Controller

2.4 [61] H x 5.5 [140] W x 0.6 [15] D



39"

14-0005-E

C Amber

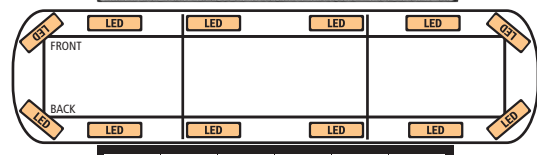
T 8 LEDs

V 12-24

A 7.2

☑ SAE J845 Class I, Cal. Title 13, R65, R10

⌚ 5 Year



48"

14-0006-E

C Amber

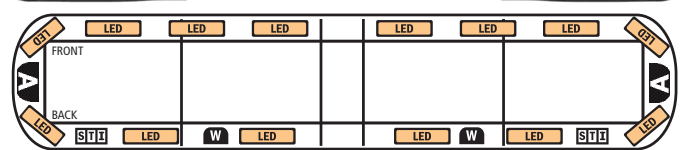
T 12 LEDs, 1 Safety Director

V 12-24

A 13.3

☑ SAE J845 Class I, Cal. Title 13, R65, R10

⌚ 5 Year



60"

14-0003-E

C Amber

T 14 LEDs, 2 WL, 2 AL, 2 STI

V 12-24

A 16.8



☑ SAE J845 Class I, Cal. Title 13, R65, R10, R6 & R7

⌚ 5 Year

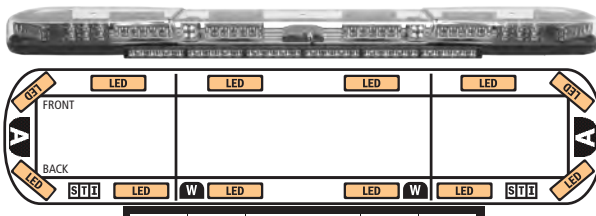


modular lightbars


barras de luces modulares



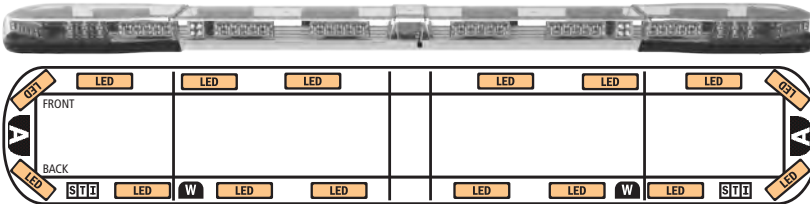
- 48" # 14-00001-E**
- C** Amber
 - T** 12 LEDs, 2 WL, 2 AL
 - V** 12-24
 - A** 14.4
 - ☑ SAE J845 Class I, Cal. Title 13, R65, R10
 - 🕒 5 Year



- 54" # 14-00002-E**
- C** Amber
 - T** 12 LEDs, 2 WL, 2 AL, 2 STI, 1 Safety Director
 - V** 12-24
 - A** 17.5
 - ☑ SAE J845 Class I, Cal. Title 13, R65, R10, R6 & R7
 - 🕒 5 Year



- 54" # 14-00007-E**
- C** Amber
 - T** 10 LEDs, 2 WL, 2 STI
 - V** 12-24
 - A** 11.4
 - ☑ SAE J845 Class I, Cal. Title 13, R65, R10, R6 & R7
 - 🕒 5 Year



- 72" # 14-00004-E**
- C** Amber
 - T** 16 LEDs, 2 WL, 2 AL, 2 STI
 - V** 12-24
 - A** 18.6
 - ☑ SAE J845 Class I, Cal. Title 13, R65, R10, R6 & R7
 - 🕒 5 Year

To view the Axios™ Modular LED Lightbar video, scan with any QR code reader app para ver el video del patron de destellos, escanear con cualquier lector de códigos QR app



Or visit [YouTube.com/ECCOSafety](https://www.youtube.com/ECCOSafety)

Video

[axiosmodular.com](https://www.axiosmodular.com)

AXIOS™

modular lightbars

barras de luces modulares



EASY UPGRADE fácil actualización

ADDITIONAL COLORS & CUSTOM CONFIGURATIONS AVAILABLE
colores adicionales y configuraciones personalizadas disponibles

14 Series

DropLock™ LED Modules

Seven LED module options for use with Axios™ lightbars
Siete opciones de módulos de LED para usarlas con las barras de luz Axios™

No tools convenience makes building, reconfiguring or upgrading lightbars fast and easy
La comodidad de no necesitar herramientas hace del montaje, reconfiguración o actualización de las barras de luz una tarea fácil y rápida



- # **EZ1401A**
- C** Amber
- T** Directional LED
direccional LED
- V** 12-24
- A** 0.9
- ☑ SAE J845 Class I,
Cal. Title 13, R10, R65
- 🕒 5 Year

AVAILABLE COLORS COLORES DISPONIBLES
Amber, Blue, Clear, Green & Red



- # **EZ1402A**
- Amber
- Beacon LED
balizas LED
- 12-24
- 1.0
- SAE J845 Class I,
R10, R65
- 5 Year

AVAILABLE COLORS COLORES DISPONIBLES
Amber, Blue, Clear, Green & Red



- # **EZ1414**
- Amber
- LED Safety Director
director de seguridad de LED
- 12-24
- 2.5
- SAE J595 Class I
R10
- 5 Year

AVAILABLE COLORS COLORES DISPONIBLES
Amber



- # **EZ1403WL**
- Clear
- LED Worklamp
lámparas de trabajo LED
- 12-24
- 0.9
- 900 Lumens
- ☑ R10
- 🕒 5 Year



- # **EZ1403AL**
- Clear
- LED Alley Light
Lámparas de callejan de LED
- 12-24
- 0.9
- 900 Lumens
- R10
- 5 Year



- # **EZ1404**
- Amber/Red
- LED Stop-Tail-Indicator
indicadores de LED
- 12-24
- 0.3
-
- R10, R6, R7
- 5 Year



- # **EZ1411 (48-72)**
- Opal
- Center Illumination
iluminación centro
- 12-24
- 0.3-1.4
-
- R10
- 5 Year



modular lightbars

barras de luces modulares

safety director™



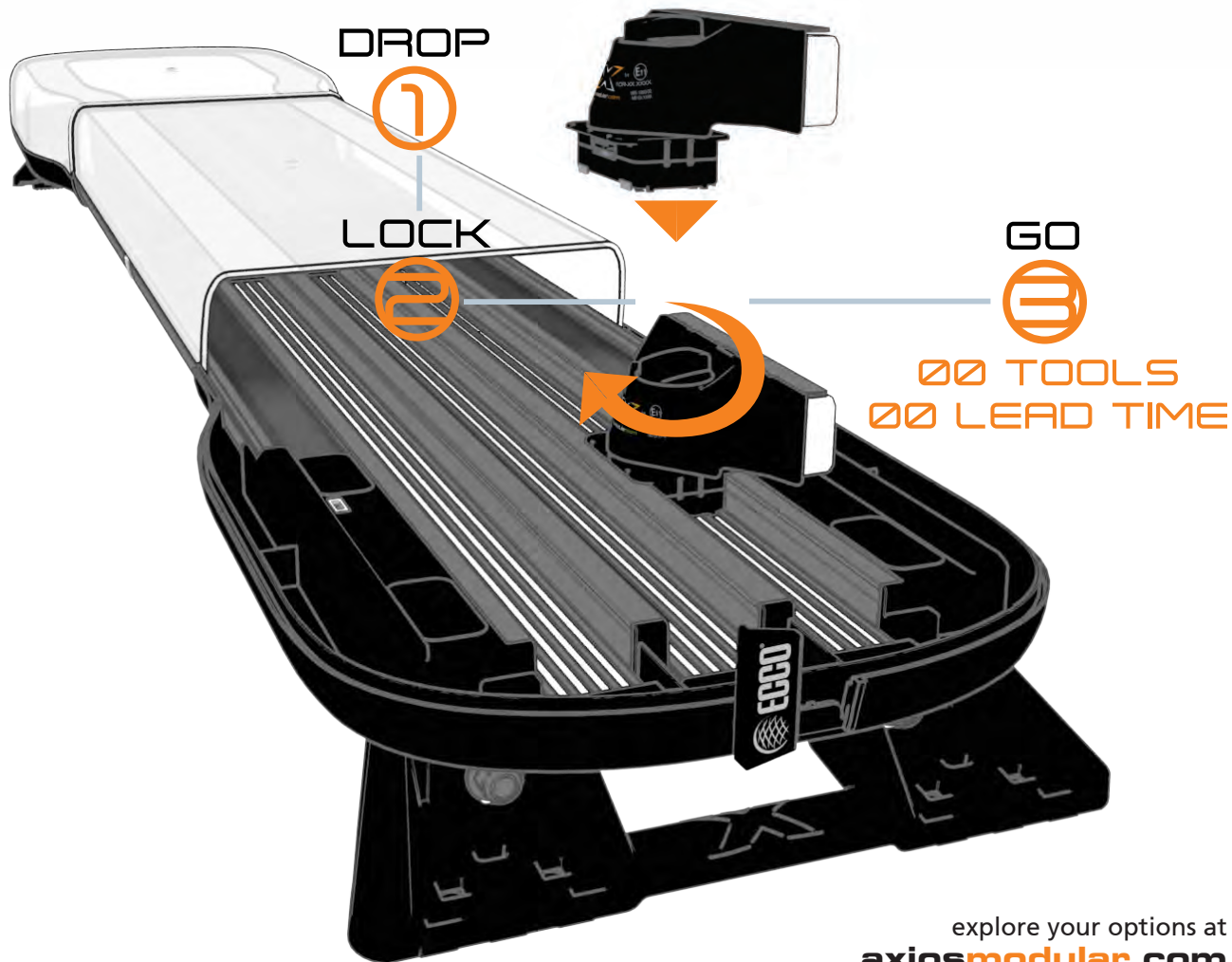
directional

stop-tail-indicator

360° beacon

worklamp

alley light



explore your options at
axiosmodular.com



More Bars = More Choices

ECCO now offers more lightbar choices than ever before with a total of three new models for 2016. The 21 Series isn't short on options either with bar lengths ranging from 22" to 58", choose from three, four, six, nine, and 18 LED warning modules (including dual-colors), LED worklamps, LED stop-tail-indicators, and even an integrated LED Safety Director™.

MÁS BARRAS = MÁS OPCIONES ECCO ahora ofrece más opciones de barras de luz que nunca, pues cuenta con un total de tres modelos nuevos para 2016. La serie 21 tiene muchas opciones, entre las que se pueden mencionar barras cuyas longitudes van de 22 a 58 pulgadas; 3, 4, 6, 9 y 18 módulos de advertencia de LED (incluidos los de color doble); lámparas de trabajo de LED; indicadores de paro de LED en la parte posterior e incluso un Safety Director™ de LED integrado.





lightbars LED

barras de luces LED



ADDITIONAL COLORS & CUSTOM CONFIGURATIONS AVAILABLE
 colores adicionales y configuraciones personalizadas disponibles



21 Series

SAE Class I LED Lightbar

Low-profile chassis
 Chasis de perfil bajo

Three, four, six, nine, and 18 TIR LED modules
 res, cuatro, seis, nueve y 18 módulos de LED TIR

Integrated LED Safety Director™
 Director de seguridad integrada LED

19 flash patterns (independent flashing) or
 31 flash patterns (centrally controlled)
 19 patrones de destellos (independiente) o
 31 patrones de destellos (central, vea la página 116)

Aluminum chassis, polycarbonate base and lens
 Chasis de aluminio, base y cristal de policarbonato

Magnet mount available for 22" lightbars (EZ2122MG)
 Montaje magnético disponible para barras de luz de 22 pulg (EZ2122MG)

SYMBOLS SÍMBOLOS

- TR6** 6 LED Warning Module
Módulo 6 LED de advertencia
- TR4** 4 LED Warning Module
Módulo 4 LED de advertencia
- TR3** 3 LED Warning Module
Módulo 3 LED de advertencia
- STI** LED Stop-Tail-Indicator
Luces de freno, traseras, direccionales de LED
- W** LED Worklamps
Lámparas de trabajo de LED
- TR** Integrated LED Safety Director
Director de seguridad integrada LED

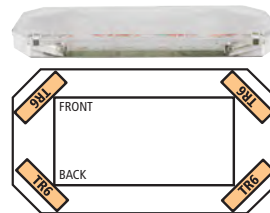
AVAILABLE COLORS COLORES DISPONIBLES

Amber, Blue, Green, Red & White



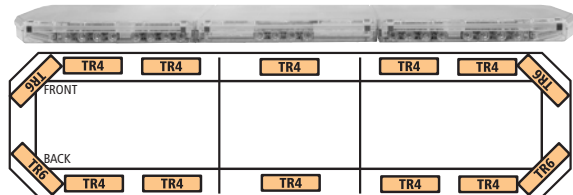
DIMENSIONS DIMENSIONES

2.1 [53] H x 12.3 [312] W




22" # 21-00001-E

- C** Amber
- T** 4 LEDs
- V** 12
- A** 2.0
- ☑ SAE J845 Class I, Cal. Title 13
- 🕒 5 Year



47" # 21-00004-E

- C** Amber
- T** 14 LEDs
- V** 12
- A** 7.0
- ☑ SAE J845 Class I, Cal. Title 13
- 🕒 5 Year



52" # 21-00007-E

- C** Amber
- T** 10 LEDs, 2 STI, 2 WL
- V** 12
- A** 8.0
- ☑ SAE J845 Class I, Cal. Title 13
- 🕒 5 Year

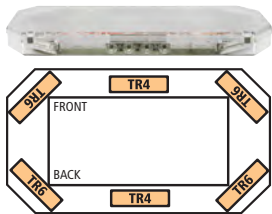


lightbars LED

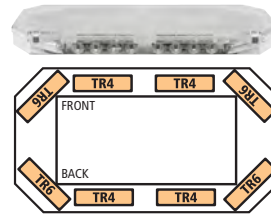
barras de luces LED



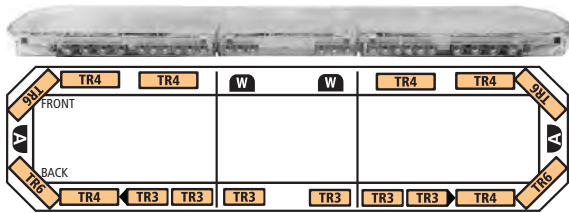
21-00008-E (back view)



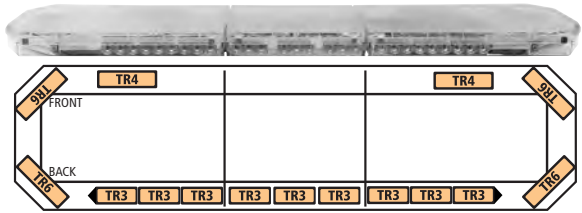
- 22"** # 21-00002-E
C Amber
T 6 LEDs
V 12
A 3.0
 SAE J845 Class I, Cal. Title 13
 5 Year




- 22"** # 21-00003-E
C Amber
T 8 LEDs
V 12
A 4.0
 SAE J845 Class I, Cal. Title 13
 5 Year




- 47"** # 21-00005-E
C Amber
T 16 LEDs, 2 AL, 2 WL, 6 Module Safety Director
V 12
A 12.0
 SAE J845 Class I, Cal. Title 13
 5 Year



- 47"** # 21-00006-E
C Amber
T 15 LEDs, 9 Module Safety Director
V 12
A 7.5
 SAE J845 Class I, Cal. Title 13
 5 Year



- 52"** # 21-00009-E
C Amber
T 16 LEDs, 6 Module Safety Director
V 12
A 8.0
 SAE J845 Class I, Cal. Title 13
 5 Year



- 58"** # 21-00008-E
C Amber
T 12 LEDs, 2 STI, 2 WL
V 12
A 9.0
 SAE J845 Class I, Cal. Title 13
 5 Year



lightbars LED

barras de luces LED



ADDITIONAL COLORS & CUSTOM CONFIGURATIONS AVAILABLE
 colores adicionales y configuraciones personalizadas disponibles

27 Series

SAE Class I LED Lightbar

Medium-profile chassis
 Chasis de perfil medio

Three, eight, 12, and 22 reflective LED modules
 Tres, ocho, 12 y 22 módulos reflejantes de LED

Integrated LED Safety Director™
 Director de seguridad integrada LED

19 flash patterns (independent flashing) or
 31 flash patterns (centrally controlled)
 19 patrones de destellos (independiente) o
 31 patrones de destellos (centralmente, vea la página 116)

Aluminum chassis, polycarbonate base and lens
 Chasis de aluminio, base y cristal de policarbonato

Magnet mount available for 22" lightbars (EZ2122MG)
 Montaje magnético disponible para barras de luz de 22 pulg (EZ2122MG)

SYMBOLS SÍMBOLOS

- REF12** 12 LED Warning Module
Módulo 12 LED de advertencia
- REF8** 8 LED Warning Module
Módulo 8 LED de advertencia
- REF3** 3 LED Warning Module
Módulo 3 LED de advertencia
- STI** LED Stop-Tail-Indicator
Luces de freno, traseras, direccionales de LED
- W** LED Worklamps
Lámparas de trabajo de LED
- REF** Integrated LED Safety Director
Director de seguridad integrada LED

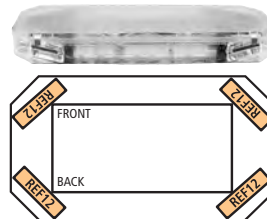
AVAILABLE COLORS COLORES DISPONIBLES

Amber, Blue, Red & White




DIMENSIONS DIMENSIONES

2.7 [69] H x 12.2 [310] W



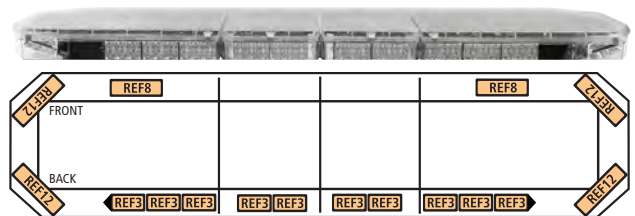
22" # 27-00001-E

- C** Amber
- T** 4 LEDs
- V** 12
- A** 2.0
- ☑ SAE J845 Class I, Cal. Title 13
- 🕒 5 Year



47" # 27-00004-E

- C** Amber
- T** 14 LEDs
- V** 12
- A** 7.0
- ☑ SAE J845 Class I, Cal. Title 13
- 🕒 5 Year



52" # 27-00006-E

- C** Amber
- T** 16 LEDs, 10 Module Safety Director
- V** 12
- A** 8.0
- ☑ SAE J845 Class I, Cal. Title 13
- 🕒 5 Year

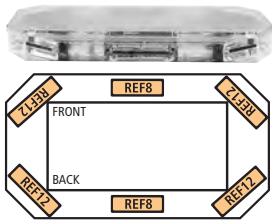


lightbars LED

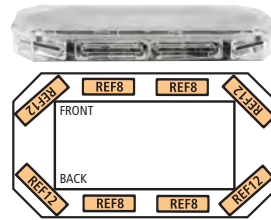
barras de luces LED



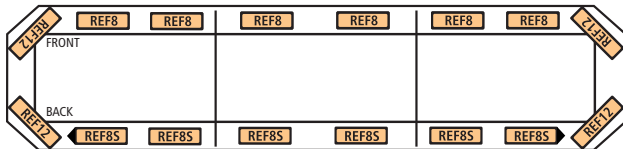
27-00007-E (back view)



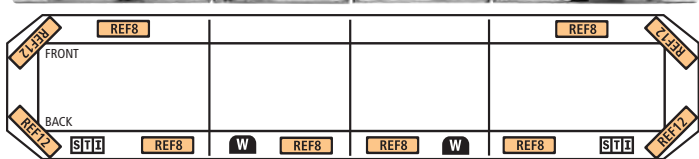
- 22"** # 27-00002-E
C Amber
T 6 LEDs
V 12
A 3.0
 SAE J845 Class I, Cal. Title 13
 5 Year



- 22"** # 27-00003-E
C Amber
T 8 LEDs
V 12
A 4.0
 SAE J845 Class I, Cal. Title 13
 5 Year



- 52"** # 27-00005-E
C Amber
T 16 LEDs, 6 Module Safety Director
V 12
A 8.0
 SAE J845 Class I, Cal. Title 13
 5 Year




- 58"** # 27-00007-E
C Amber
T 10 LEDs, 2 STI, 2 WL
V 12
A 8.0
 SAE J845 Class I, Cal. Title 13
 5 Year



lightbars LED

barras de luces LED

ADDITIONAL COLORS & CUSTOM CONFIGURATIONS AVAILABLE
colores adicionales y configuraciones personalizadas disponibles



12 Series

SAE Class I LED Lightbar

Available in-cab controller
Está disponible un controlador para el interior de la cabina

33 flash patterns
33 patrones de destellos

Aluminum chassis, polycarbonate base and lens
Chasis de aluminio, base y cristal de policarbonato

SYMBOLS SÍMBOLOS

- LED** LED Warning Module
Módulo LED de advertencia
- STTT** LED Stop/Tail/Turn Lights
Luces de freno, traseras, direccionales de LED
- W** LED Worklamps
Lámparas de trabajo de LED
- A** LED Alley Lights
Lámparas de callejan de LED

OPTIONAL ACCESSORY ACCESORIO OPCIONAL

EZ0006 The optional controller provides convenient and easy control of the 33 built-in flash patterns and auxiliary LED modules (where applicable). Simply plug-n-play. Each lightbar is shipped with 'controller ready' wiring for fast, easy installation.



El controlador opcional permite el control práctico y sencillo de 33 patrones distintos incorporados de destellos, así como de módulos auxiliares de LED (si corresponde). Todas las barras de luces son de enchufar y utilizar, y se suministran con cableado de conexión al controlador para una instalación rápida y sencilla.

AVAILABLE COLORS COLORES DISPONIBLES


Amber, Blue, Clear, Green & Red



DIMENSIONS DIMENSIONES


2.5 [64] H x 11 [279] W

Controller
3.6 [90] H x 5.9 [149] W x 0.7 [18] D



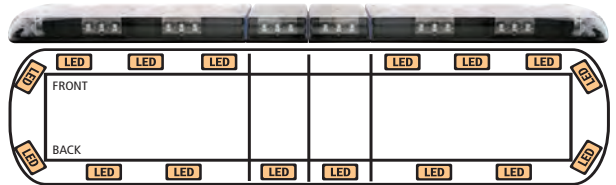
48" # 12-00001-E

- C** Amber
- T** 16 LEDs
- V** 12-24
- A** 7.2
- ☑ SAE J845 Class I, California Title 13, CE, R10
- 🕒 3 Year



54" # 12-00002-E

- C** Amber
- T** 16 LEDs
- V** 12-24
- A** 7.2
- ☑ SAE J845 Class I, California Title 13, CE, R10
- 🕒 3 Year



60" # 12-00003-E

- C** Amber
- T** 16 LEDs
- V** 12-24
- A** 7.2
- ☑ SAE J845 Class I, California Title 13, CE, R10
- 🕒 3 Year




lightbars LED


barras de luces LED



12-00005-E (back view)



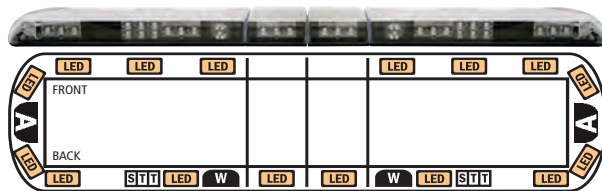
- 48"** # 12-00004-E
- C** Amber
 - T** 16 LEDs, 2 WL, 2 AL
 - V** 12-24
 - A** 10.8
 - ☑ SAE J845 Class I, California Title 13, CE, R10
 - 🕒 3 Year



- 54"** # 12-00005-E
- C** Amber
 - T** 16 LEDs, 2 WL, 2 AL, 2 STT
 - V** 12-24
 - A** 11.0
 - ☑ SAE J845 Class I, California Title 13, CE, R10
 - 🕒 3 Year



- 54"** # 12-00007-E
- C** Amber
 - T** 10 LEDs, 2 WL, 2 STT
 - V** 12-24
 - A** 6.5
 - ☑ SAE J845 Class I, California Title 13, CE, R10
 - 🕒 3 Year



- 60"** # 12-00006-E
- C** Amber
 - T** 16 LEDs, 2 WL, 2 AL, 2 STT
 - V** 12-24
 - A** 11.0
 - ☑ SAE J845 Class I, California Title 13, CE, R10
 - 🕒 3 Year

To view the Vantage™ Lightbar product video, scan with any QR code reader app

para ver el video, escanear con cualquier aplicación lectora de códigos QR



Or visit [YouTube.com/ECCOSafety](https://www.youtube.com/ECCOSafety)

Video



lightbars LED

barras de luces LED

ADDITIONAL COLORS & CUSTOM CONFIGURATIONS AVAILABLE
 colores adicionales y configuraciones personalizadas disponibles



StreetLazer™

15 Series LED Lightbar

Available with TIR Optic or Reflective LED modules
 Disponible con módulos Óptica TIR o Reflectante de LED

Alternating or simultaneous flash (quad)
 Destellos alternados o simultáneos (cuádruples)

2" height profile
 Perfil de altura de 2 pulgadas

Aluminum base
 Base de aluminio

SYMBOLS SÍMBOLOS

LED Warning Module
 Módulo LED de advertencia

Integrated LED Safety Director™
 Safety Director™ de LED integrado

Additional modules available for custom configuration.
 Disponibles módulos adicionales para configuraciones personalizadas

Illuminated rubber key touch-pad provides fingertip control of built-in Safety Director™ (included with Safety Director models).

Panel táctil de goma con iluminación trasera que permite el control con los dedos del Safety Director™ incorporado (incluidos en los modelos Safety Director)



DIMENSIONS DIMENSIONES

2 [53] H x 12 [305] W
 2.1 [53] H x 23.2 [590] W x 12.2 [310] D (22" lightbar)

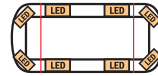
Controller
 2 [50] H x 3.5 [90] W x 0.5 [8] D

23"

TIR Optic



15-00011-E
 Illuminates Amber
 12
 0.8
 80 FPMx4
 4 Bolt
 2 Year Lightbar
 5 Year Electrical

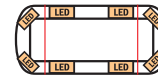


15-00015-E
 Illuminates Amber
 12
 1.6
 80 FPMx4
 4 Bolt
 2 Year Lightbar
 5 Year Electrical

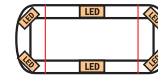
REFLECTIVE



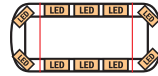
15-01423-E
 Illuminates Amber
 12
 2.8
 80 FPMx4
 4 Bolt
 2 Year Lightbar
 5 Year Electrical



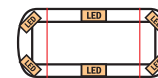
15-01428-E
 Illuminates Amber
 12
 5.6
 80 FPMx4
 4 Bolt
 2 Year Lightbar
 5 Year Electrical



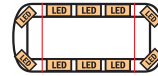
15-00013-E
 Illuminates Amber
 12
 1.2
 80 FPMx4
 4 Bolt
 2 Year Lightbar
 5 Year Electrical



15-00019-E
 Illuminates Amber
 12
 2.0
 80 FPMx4
 4 Bolt
 2 Year Lightbar
 5 Year Electrical



15-01427-E
 Illuminates Amber
 12
 4.2
 80 FPMx4
 4 Bolt
 2 Year Lightbar
 5 Year Electrical




15-01429-E
 Illuminates Amber
 12
 7.0
 80 FPMx4
 4 Bolt
 2 Year Lightbar
 5 Year Electrical




lightbars halogen


barras de luces halogen



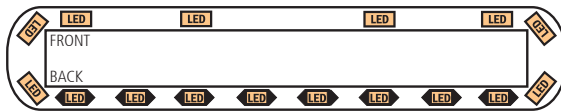
15-00037-E (front view)



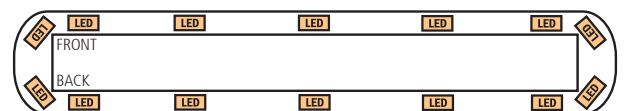
39" # 15-00035-E
C Amber
T TIR
V 12
A 1.6
F 80 FPMx4
 ⌚ 2 Year Lightbar
 ⌚ 5 Year Electrical



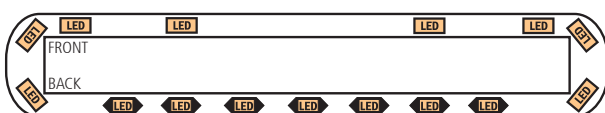
49" # 15-00036-E
C Amber
T TIR
V 12
A 1.6
F 80 FPMx4
 ⌚ 2 Year Lightbar
 ⌚ 5 Year Electrical




49" # 15-00037-E	15-01424-E
C Amber	Amber
T TIR	Reflective
V 12	12
A 3.2	4.9
F 80 FPMx4	80 FPMx4
⌚ 2 Year Lightbar	2 Year Lightbar
⌚ 5 Year Electrical	5 Year Electrical



54" # 15-00038-E	15-01426-E
C Amber	Amber
T TIR	Reflective
V 12	12
A 2.9	4.3
F 80 FPMx4	80 FPMx4
⌚ 2 Year Lightbar	2 Year Lightbar
⌚ 5 Year Electrical	5 Year Electrical



54" # 15-00039-E	15-01425-E
C Amber	Amber
T TIR	Reflective
V 12	12
A 3.0	4.6
F 80 FPMx4	80 FPMx4
⌚ 2 Year Lightbar	2 Year Lightbar
⌚ 5 Year Electrical	5 Year Electrical



54" # 15-01255-E
C Amber
T TIR
V 12
A 4.0
F 80 FPMx4
⌚ 2 Year Lightbar
⌚ 5 Year Electrical



lightbars LED

barras de luces LED

ADDITIONAL COLORS & CUSTOM CONFIGURATIONS AVAILABLE
 colores adicionales y configuraciones personalizadas disponibles



10-00048-E (front view)

StreetLazer™

10 Series LED Lightbar

Alternating or simultaneous flash (quad)
 Destellos alternados o simultáneos (cuádruples)

Roof-hugging design
 Diseño de baja altura sobre techos

LEDisector™ option
 Opción LEDisector™

SYMBOLS SÍMBOLOS

LED Warning Module
 Módulo LED de advertencia

Corner LED Module (x3)
 Esquina modulo de LED

LEDisector™ Option (multifunction intersection clearing, takedown, alley and worklamp)
 Opción LEDisector™ (despeje multifuncional de intersecciones, "takedown", lampara de callejon y de trabajo)

Integrated LED Safety Director™
 Safety Director™ de LED integrado

Additional modules available for custom configuration.
 Disponibles módulos adicionales para configuraciones personalizadas


Illuminated rubber key touch-pad provides fingertip control of built-in Safety Director™ (included with Safety Director models).

Panel táctil de goma con iluminación trasera que permite el control con los dedos del Safety Director™ incorporado (incluidos en los modelos Safety Director)

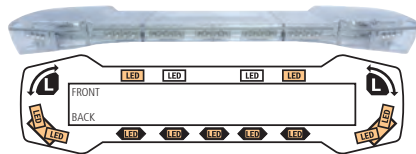


DIMENSIONS DIMENSIONES
 2 [53] H x 12 [305] W


Controller
 2 [50] H x 3.5 [90] W x 0.5 [8] D




47" # 10-00047-E
C Amber
V 12
A 3.8
F 80 FPMx4
 2 Year Lightbar, 5 Year Electrical



47" # 10-00631-E
C Amber
V 12
A 3.8
F 80 FPMx4
 2 Year Lightbar, 5 Year Electrical



52" # 10-00048-E
C Amber
V 12
A 4.0
F 80 FPMx4
 2 Year Lightbar, 5 Year Electrical



52" # 10-00632-E
C Amber
V 12
A 4.4
F 80 FPMx4
 2 Year Lightbar, 5 Year Electrical



lightbars halogen

barras de luces halogen

ADDITIONAL COLORS & CUSTOM CONFIGURATIONS AVAILABLE
 colores adicionales y configuraciones personalizadas disponibles



654001 (back view)

EVOLUTION

60 Series Halogen Lightbar

Compact, low profile design
 Diseño compacto de bajo perfil



















Belt-drive rotator mechanism
 Mecanismo rotativo por correa de mando

Free-form optical reflector maximizes light output
 Reflector óptico de forma libre que maximiza la potencia luminica

Many auxiliary lighting options available
 Están disponibles muchas opciones de iluminación auxiliar

SYMBOLS SÍMBOLOS

-  Rotator
Rotator
-  'V' & Diamond Mirrors
Espejos 'v' y diamantes
-  Stop/Tail/Turn Lights
Luces de freno, traseras, direccionales
-  360° Strobe
Estroboscopico
-  D.O.T. Lights
Lamparas D.O.T.
-  Worklamps
Lamparas de trabajo
-  Directional Strobe
Estroboscopico direccional
-  Directional Halogen
Halogenia direccional

 36" 6363001 C Amber V 12 A 15.6 F 1120  R10  2 Year Lightbar 3 Month Bulb	 36" 6363003 C Amber (strobe) V 12 A 3.9 F 260 R10 2 Year Lightbar 6 Month Tube	 36" 6363011 C Amber / Clear V 12 A 15.6 F 1120 R10 2 Year Lightbar 3 Month Bulb
 48" 6483002 C Amber V 12 A 20.4 F 1280 R10  2 Year Lightbar 3 Month Bulb	 48" 6483010 C Amber V 12 A 29.6 F 1280 - 2 Year Lightbar 3 Month Bulb	 48" 6483011 C Amber (strobe) V 12 A 7.8 F 520 CE, R10 2 Year Lightbar 6 Month Tube
 54" 6543001 C Amber V 12 A 25.5 F 1760 R10  2 Year Lightbar 3 Month Bulb	 54" 6543002 C Amber V 12 A 20.4 F 1280 R10 2 Year Lightbar 3 Month Bulb	 54" 6543050 C Amber V 12 A 28.9 F 730 SAE J845 Class I 2 Year Lightbar 3 Month Bulb
 54" 6545001 C Amber V 12 A 29.8 F 1120  SAE J845 Class I  2 Year Lightbar 3 Month Bulb	 60" 6603060 C Amber V 12 A 37.1 F 2500 SAE J845 Class I 2 Year Lightbar 3 Month Bulb	 60" 6605004 C Amber V 12 A 43.3 F 1460 SAE J845 Class I 2 Year Lightbar 3 Month Bulb



THE DIRT

DIRTY & DIRTY
A maintenance man
takes his dirtiest work tales

KICKING IT IN KENTUCKY
Outside of Louisville, there's a lot to see in Possibility City

WHERE'S THE BEEP? 12
MFAs quietly gain traction in cities and neighborhoods

ALWAYS ALERT
The UK's AA: a story of road safety evolution since 1995

4

A 'DIFFERENTER' COMPANY
Cincinnati's J&M Auto Parts

Issue 1 | 2014 | published by ECCO

THE DIRT

8 **WHAT GOES AROUND COMES AROUND**
online shopping reinvents mall order
and opens up the free market

GOING BIG
the Panama Canal expansion

COVER YOUR BACK
smart ways to protect your people,
your assets, and your goodwill

GETTING GOODS TO MARKET
an intricate system of ships,
ports, rail, and trucks

Issue 5 | 2015 | published by ECCO

Get The Dirt

Want the latest information on commercial vehicle safety? Want to keep up with the latest goings on at ECCO? You're gonna have to get your nose in *The Dirt* with a free subscription to our industry magazine.

OBTENER *THE DIRT* ¿Quiere recibir la información más reciente sobre seguridad para vehículos comerciales? ¿Quiere mantenerse al día sobre los más recientes sucesos en ECCO? Tendrá que sumergirse en *The Dirt* con una suscripción gratuita a nuestra revista de la industria.



11
16
14

SUBSCRIBE TODAY FOR FREE

MAGAZINE PUBLISHED BY ECCO

For a free subscription to *The Dirt* Magazine,
scan with any QR code reader app
para una suscripción gratuita a la revista, escanear con
cualquier lector de códigos QR app



Or email info@thedirtonline.com

Subscribe

thedirtonline.com

Safety Director™



Small Size, Big Control, Massive Warning

The 3400 Series Safety Director™ redefines the traffic direction stick. Only 2" tall and 2.5" deep, while the stick itself is compact, the controller features big buttons and flash pattern mimicking for easy control. The SAE Class I certified LEDs pack a massive punch of light back down the highway, right where it's needed.

ADVERTENCIA MASIVA DE TAMAÑO PEQUEÑO Y GRAN CONTROL. El Safety Director™ serie 3400 vuelve a definir los rieles de dirección de tránsito. Tiene sólo 2 pulgadas de altura y 2.5 de profundidad, por lo que el riel en sí es compacto. El controlador cuenta con botones grandes y replica el patrón de destello para poder controlarlo con facilidad. Los LED certificados para Clase I de SAE emiten una gran cantidad de luz hacia la autopista, justo donde se requiere.



Safety Director™

controlador de trafico

Safety Director™



3400 Series

SAE Class I LED

Nine flash patterns

Nueve patrones de destello

Unobtrusive interior or exterior mounting

Montaje discreto interior o exterior

Soft touch controller with flash pattern display and auxiliary switch

Controlador suave al tacto con monitor del patrón de destello e interruptor auxiliar

Includes signal bar, controller and cable

Incluye la barra de luces, controlador y cable

20A auxiliary relay included

Relevador auxiliar de 20 amperes incluido

#	3410A	3435A	3455A
C	Amber	Amber	Amber
⊙	15'	35'	55'
V	12	12	12
A	1.6	1.6	1.6
⊕	SAE J595 Class I CE, R10	SAE J595 Class I CE, R10	SAE J595 Class I CE, R10
⌚	3 Year	3 Year	3 Year

DIMENSIONS DIMENSIONES

1.9 [48] H x 48.1 [1222] W x 2.5 [63] D

Controller

3.6 [90] H x 5.9 [149] W x 0.7 [18] D

SYSTEM COMPONENTS

- 3410CB Controller
- 3410LBA Signal Bar
- 3410-15 15' Cable
- 3410-35 35' Cable
- 3410-55 55' Cable



To view the 3410 Safety Director™ product video, scan with any QR code reader app

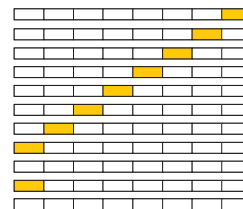
para ver el video, escanear con cualquier aplicación lectora de codigos QR

Video


Or visit [YouTube.com/ECCOSafety](https://www.youtube.com/ECCOSafety)

Flash Patterns patrones de destellos

LEFT IZQUIERDA



LEFT SOLID IZQUIERDA SÓLIDA



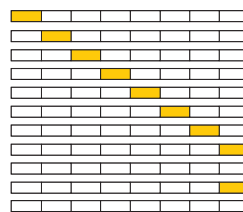
CENTER OUT SALIDA CENTRAL




CENTER OUT SOLIDO SALIDA CENTRAL SÓLIDO



RIGHT DERECHO



RIGHT SOLID DERECHO SÓLIDO



WIG WAG WIG WAG



ALTERNATING QUAD FLASH FLASH QUAD ALTERNA



ALTERNATING SINGLE FLASH ALTERNANDO SOLO FLASH





Safety Director™

controlador de trafico

Safety Director™



ED3300 Series

SAE Class I LED

Nine flash patterns

Nueve patrones de destello

Interior or exterior mounting

Montaje interior o exterior

Soft-touch controller with flash pattern display and auxiliary switch

Controlador suave al tacto con monitor del patrón de destello e interruptor auxiliar

Includes signal bar, controller and cable

Incluye la barra de luces, controlador y cable e interruptor auxiliar

20A auxiliary relay included

Relevador auxiliar de 20 amperes incluido

#	ED3315A	ED3335A	ED3355A
C	Amber	Amber	Amber
⊙	15'	35'	55'
V	12-24	12-24	12-24
A	1.6	1.6	1.6
✓	SAE J595 Class I R10	SAE J595 Class I R10	SAE J595 Class I R10
⌚	3 Year	3 Year	3 Year

DIMENSIONS DIMENSIONES
2 [51] H x 48.5 [1232] W x 3 [76] D

Controller
3.6 [90] H x 5.9 [149] W x 0.7 [18] D

REPLACEMENT MODULES MÓDULOS DE REEMPLAZO

ED3300 Series are offered in Amber only; however, replacement color modules are available.

Serie ED3300 se ofrecen en sólo Amber; Sin embargo, los módulos de color de sustitución están disponibles.

ER3300X

Replace 'X' with A=Amber, B=Blue, C=Clear, R=Red
Reemplace la 'X' por A (ámbar), B (azul), C (transparente), R (rojo)

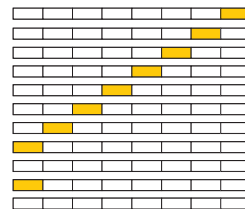
SYSTEM COMPONENTS COMPONENTES DEL SISTEMA

- 3410CB Controller
- ED3300LBA Signal Bar
- 3410-15 15' Cable
- 3410-35 35' Cable
- 3410-55 55' Cable

Flash Patterns patrones de destellos


LEFT

IZQUIERDA



LEFT SOLID

IZQUIERDA SÓLIDA



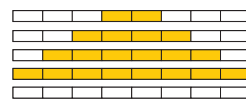
CENTER OUT

SALIDA CENTRAL



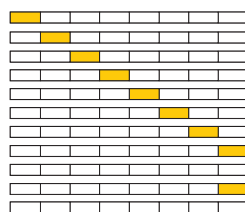
CENTER OUT SOLID

SALIDA CENTRAL SÓLIDO




RIGHT

DERECHO



RIGHT SOLID

DERECHO SÓLIDO



WIG WAG

WIG WAG



ALTERNATING QUAD FLASH

FLASH QUAD ALTERNA



ALTERNATING SINGLE FLASH

ALTERNANDO SOLO FLASH





Safety Director™

controlador de trafico



ED3307 Series

SAE Class I LED

35 flash patterns
35 patrones de destello

Single unit (ED3307A) or split arrow (ED3307SA) options
Opciones de unidad individual (ED3307A) o flecha bifurcada (ED3307SA)

16 high-powered 3811 LED modules (see page 10)
16 módulos de LED 3811 de alta potencia (ver página 10)

Includes signal bar, controller and cable
Incluye la barra de luces, controlador y cable



- # ED3307A
- C Amber
- T Single unit Unidad individual
- 35'
- V 12-24
- A 2.8
- SAE J595 Class I, CE, R10
- 3 Year



- # ED3307SA
- C Amber
- T Split arrow Flecha bifurcada
- 35'
- V 12-24
- A 2.8
- SAE J595 Class I, CE, R10
- 3 Year

DIMENSIONS DIMENSIONES

ED3307A: 24.4 [620] H x 53.8 [1367] W x 3.2 [81] D
ED3307SA: 24.4 [620] H x 28 [711] W x 3.2 [81] D (per arrow)

Controller
2.1 [53] H x 6.1 [155] W x 0.7 [18] D

REPLACEMENT MODULES MÓDULOS DE REEMPLAZO

ED3300 Series are offered in Amber only; however, replacement color modules are available.
Serie ED3300 se ofrecen en sólo Amber; Sin embargo, los módulos de color de sustitución están disponibles.

ER3300X

Replace 'X' with A=Amber, B=Blue, C=Clear, R=Red
Reemplace la 'X' por A (ámbar), B (azul), C (transparente), R (rojo)

SYSTEM COMPONENTS

- ED3307CB Controller
- R3307SACBL 30' Arrow-to-Arrow Cable (ED3307SA)
- 3410-15 15' Cable
- 3410-35 35' Cable
- 3410-55 55' Cable

Flash Patterns patrones de destellos

One lamp sequence then double flash

- 1 Flash - Wig wag
- 2 Right sweep - Single lamp L-R sequentially / double flash
- 3 Left sweep - Single lamp R-L sequentially / double flash
- 4 Center - Single lamp center out / double flash

Two lamp sequence then double flash

- 5 Flash - Wig wag alternating
- 6 Right sweep - Two lamp L-R sequentially / double flash
- 7 Left sweep - Two lamp R-L sequentially / double flash
- 8 Center - Two lamp center out / double flash

Six lamp sequence then double flash

- 9 Flash - Hyper wig wag
- 10 Right sweep - Six lamp L-R sequentially / double flash
- 11 Left sweep - Six lamp R-L sequentially / double flash
- 12 Center - Six lamp center out / double flash

Sequence to solid double flash

- 13 Flash - Wig wag
- 14 Right sweep - L-R sequentially / solid double flash
- 15 Left sweep - R-L sequentially / solid double flash
- 16 Center - Center out / solid double flash

One lamp sequence then triple flash

- 17 Flash - Hyper alternating
- 18 Right sweep - Single lamp L-R sequentially / triple flash
- 19 Left sweep - Single lamp R-L sequentially / triple flash
- 20 Center - Single lamp center out / triple flash

Three lamp sequence then double flash

- 21 Flash - Alternating solid
- 22 Right sweep - Three lamp L-R sequentially / double flash
- 23 Left sweep - Three lamp R-L sequentially / double flash
- 24 Center - Three lamp center out / double flash

Sequence on/off

- 25 Flash - Hyper wig wag
- 26 Right sweep - L-R sequentially / off
- 27 Left sweep - R-L sequentially / off
- 28 Center - Center out / solid

Solid arrow

- 29 Flash - Wig wag
- 30 Right sweep - Right side on/off
- 31 Left sweep - Left side on/off
- 32 Center - All lamps on/off

Flash with no arrows

- 33 Cycle flash - Wig wag
- 34 Solid flash - Wig wag
- 35 Solid flash - Alternating



Safety Director™

controlador de trafico

NARROWSTIK™



37048AS

37038AS Series

SAE Class I LED

32 flash patterns

32 patrones de destello

Comprises eight 3703 LED modules (37038AS) or six 3705 and two 3704 LED modules (37048AS) (see page 12)

Cuenta con ocho módulos de LED 3703 (37038AS) o seis módulos de LED 3705 y dos 3704 LED (37048AS) (ver página 12)

Includes signal bar, in-cab rocker switch panel, and cable
 Incluye barra de señalización, panel de interruptores basculantes en cabina y cable

Aluminum housing
 Carcasa de aluminio

#	37038AS	37048AS
C	Amber	Amber
T	29" length	48" length
⊙	15'	15'
V	12-24	12-24
A	0.5	0.8
⌚	SAE J595 Class I	SAE J595 Class I
⌚	3 Year	3 Year

DIMENSIONS DIMENSIONES
 37038AS: 1.4 [36] H x 28.8 [732] W
 37048AS: 1.9 [48] H x 47.5 [1207] W

Switch Panel
 2.4 [61] H x 3 [76] W x 2.9 [74] D

Flash Patterns patrones de destellos

- One lamp sequence then double flash**
 - 1 Wig wag
 - 2 Right sweep - Single lamp L-R sequentially / double flash
 - 3 Left sweep - Single lamp R-L sequentially / double flash
 - 4 Center - Single lamp center out / double flash
- Two lamp sequence then double flash**
 - 5 Wig wag - Single flash
 - 6 Right sweep - Two lamp L-R sequentially / double flash
 - 7 Left sweep - Two lamp R-L sequentially / double flash
 - 8 Center - Two lamp center out / double flash
- Four lamp sequence then double flash**
 - 9 Wig wag
 - 10 Right sweep - Six lamp L-R sequentially / double flash
 - 11 Left sweep - Six lamp R-L sequentially / double flash
 - 12 Center - Six lamp center out / double flash
- Sequence to solid double flash**
 - 13 Wig wag
 - 14 Right sweep - L-R sequentially / solid double flash
 - 15 Left sweep - R-L sequentially / solid double flash
 - 16 Center - Center out / solid double flash
- One lamp sequence then triple flash**
 - 17 Wig wag
 - 18 Right sweep - Single lamp L-R sequentially / triple flash
 - 19 Left sweep - Single lamp R-L sequentially / triple flash
 - 20 Center - Single lamp center out / triple flash
- Sequence on/off**
 - 21 Wig wag - Double flash
 - 22 Right sweep - L-R sequentially / double flash
 - 23 Left sweep - R-L sequentially / double flash
 - 24 Center - Center out / solid
- Sequence (slow) on/off**
 - 25 Wig wag
 - 26 Right sweep (slow) - L-R sequentially / off
 - 27 Left sweep (slow) - R-L sequentially / off
 - 28 Center - Center out / solid
- Solid arrow**
 - 29 Wig wag
 - 30 Right sweep - Right side on/off
 - 31 Left sweep - Left side on/off
 - 32 Center - All lamps on/off

ASK FOR ECCO GET FREE TRUCKS



COLLECT THEM ALL

From back left to right: Front loader, cement truck, crane, forklift. From front left to right: Off-highway dump truck, refuse truck, tanker truck, on-highway dump truck. **Terms and conditions apply. Visit www.eccogroup.com/modeltruck for details.**

Get Your Hands on This Set of Limited-Edition Model Vehicles in ECCO's Biggest Ever End-User Promotion

In many ECCO product boxes, you'll find a series of six leaflets that describes ECCO's industry-first products, our social media outlets, or facts about the company. On the back of each leaflet is a 'Claim Your Truck' panel. Collect six leaflets and redeem them for a collectible die-cast model truck, absolutely free! Collect eight sets of leaflets to get the whole fleet of model trucks! Make no mistake, these aren't tiny toy trucks. These adult collectibles are 1:50 and 1:25 scale models, all in distinctive ECCO blue.

PON ATENCIÓN EN ESTE JUEGO DE MODELOS DE VEHÍCULOS EDICIÓN LIMITADA CON LA PROMOCIÓN MÁS GRANDE DE TODOS LOS TIEMPOS DE ECCO. En muchas de las cajas de productos ECCO, encontrarás una serie de seis folletos que describe las principales categorías de productos de ECCO, nuestra plataforma móvil de conocimiento (primera en la industria), nuestras promociones en redes sociales, o información en relación con la compañía. En el reverso de cada folleto hay una tabla con un "Reclama tu Camión". Junta seis folletos y cámbialos por una camioncillo coleccionable, totalmente gratis! Junta ocho juegos de folletos y obtén la flotilla completa de camioncitos! No te equivokes, estos no son camioncitos de juguete. Estos son coleccionables para adultos de modelos a escala 1:50 y 1:25, todos en color azul distintivo de ECCO.



Worklamp Lumen Ratings

Raw Lumens

The lumen output of a worklamp measured between 30 and 120 seconds after the light has been activated.

Effective Lumens

The lumen output of a worklamp after the device has been running steadily for 30 minutes. This measurement allows for thermal and optical losses in light output as the lamp warms to normal operation.

All lumen ratings are measured using an Integrating Sphere and are not based on mathematical calculation.

CLASIFICACIÓN NOMINAL DE LA POTENCIA LUMÍNICA (EN LÚMENES)

Lúmenes brutos: La potencia lumínica de la lámpara de trabajo medida luego que el dispositivo ha estado funcionando de manera constante durante un lapso entre 30 y 120 segundos después de encenderla. Lúmenes efectivos: La potencia lumínica de la lámpara de trabajo medida luego de que haya estado encendida continuamente durante 30 minutos. Esta medición toma en cuenta las pérdidas térmicas y ópticas en la potencia lumínica luego de que la lámpara haya alcanzado su temperatura normal de operación. Todas las clasificaciones nominales de potencia lumínica se establecen con el uso de una esfera integradora, y no están basadas en cálculos matemáticos.



FLOOD BEAM AMPLIA
A wide, medium range beam ideal for general work area illumination

Un haz ancho de alcance intermedio, ideal para la iluminación general de zonas de trabajo



SPOT BEAM PUNTUAL
A narrowly focused, long range beam ideal for focusing on a specific area

Un haz estrecho de alcance largo, ideal para concentrar la iluminación en una zona específica

For representation only. Actual beam pattern may vary.
Sólo como ejemplo. El patrón real del haz podría variar.



Take Control of the Night

Overnight or underground, the patented Equinox™ worklamp is just what you need to flood your work site with light. Don't let its distinctive look overshadow its deliberate design. With features like a moisture-wicking vent, aluminum heatsink housing, and polycarbonate lens, this worklamp is more than just a pretty face. And, if you need an obstruction marker light, activate its Lo-Glo® illuminated logo.

TOMA EL CONTROL DE LA NOCHE. Durante la noche o debajo de la tierra, la patente para luz de trabajo Equinox es justo lo que usted necesita para inundar su área de trabajo con luz. No dejes que su look distintivo eclipse su diseño deliberado. Con características como un sistema de ventilación que absorbe la humedad, carcasa de aluminio con disipador de calor, y lentes de policarbonato, esta lámpara de trabajo es más que una cara bonita. Y si necesitas una luz de obstrucción de marcación activas el Logo iluminado Lo-Glo®.



worklamps LED lámparas de trabajo LED



EW2102

Square LED

Eight 3-watt LEDs
Ocho LEDs de 3 watt

ECCO Lo-Glo® obstruction marker light
ECCO Lo-Glo® luz indicadora de obstrucción

Moisture-wicking vent
Humedad de ventilación absorbe

Aluminum heatsink housing and polycarbonate lens
Caja disipador térmico de aluminio, cristal de policarbonato

UV hardcoat
UV revestimiento duro

- # EW2102
- V 12-24
- A 2.6
- L 2000 Raw, 1600 Effective
- Flood Amplia
- CE, R10, IP67
- 3 Year

DIMENSIONS DIMENSIONES
4.9 [124] H x 4.3 [110] W x 2.2 [55] D
5.4 [137] H including bracket



EW2101

Square LED

Six 3-watt LEDs
Seis LEDs de 3 watt

Clear and amber illumination available
Iluminación de luz transparente y ámbar

Aluminum heatsink housing and polycarbonate lens
Caja disipador térmico de aluminio, cristal de policarbonato



- # EW2101
- V 12-24
- A 1.9
- L 1650 Raw, 1400 Effective
- Flood Amplia
- CE, R10, IP67
- 3 Year

DIMENSIONS DIMENSIONES
4.9 [124] H x 4.3 [110] W x 2.2 [55] D
5.4 [137] H including bracket



- # EW2101A
- C Amber
- V 12-24
- A 1.8
- Flood Amplia
- CE, R10, IP67
- 3 Year



POP-5

Equinox™ countertop display (includes product & power supply)
Exhibidor de Equinox™ para mostrador (Incluye producto y fuente de poder)





Camo Cool

For work or play, whether you're fixing a broken down vehicle on the side of the road, performing night-time maintenance, or enjoying the great outdoors on a hunting or camping trip, ECCO's camo worklamp is cool in any situation. Just try not to lose it!

CAMO FRESCO Para trabajar o jugar, ya sea que esté reparando un vehículo descompuesto al costado de una carretera, haciendo un mantenimiento nocturno o disfrutando del exterior en un viaje de cacería o campamento, la lámpara de trabajo Camo de ECCO es cool en cualquier situación. ¡Sólo procure no perder el control!





worklamps LED

lámparas de trabajo LED

EW2461

Square Magnetic LED

Five 3-watt LEDs
Cinco LEDs de 3 watt

Dual-color models feature double and quad flash warning modes
Los modelos con color doble cuentan con modos de advertencia con destello doble y cuádruple

Rechargeable lithium battery, estimated run time of 3-4 hours
Batería de litio recargable, duración de batería es de 3-4 horas

Cigarette socket and North American AC wall charger supplied
Cuenta con un cargador tipo encendedor y uno de conexión de CA de pared estándar para los EE. UU.



EW2461-NA
C Clear
V 12-24
L 650 Raw, 600 Effective
Flood Amplia
⌚ 1 Year



EW2461-CAMO
C Clear
V 12-24
L 650 Raw, 600 Effective
Flood Amplia
⌚ 1 Year



EW2461CA-NA
C Clear / Amber
V 12-24
L 650 Raw, 600 Effective (clear)
Flood Amplia
⌚ 1 Year



EW2461CR-NA
C Clear / Red
V 12-24
L 650 Raw, 600 Effective (clear)
Flood Amplia
⌚ 1 Year

DIMENSIONS DIMENSIONES
7.7 [195] H x 4.5 [115] W x 3.9 [100] D
9.1 [230] H including handle

DISCLAIMER: Product performance and specifications are based upon evaluation of a fully-charged, new battery. It is normal for all batteries to degrade and lose capacity over time.
DESCARGO DE RESPONSABILIDAD: El rendimiento del producto y las especificaciones se basan en la evaluación de una nueva batería completamente cargada. Es normal para todas las baterías a degradan y pierden capacidad con el tiempo.



worklamps LED lámparas de trabajo LED



EW2470 Series Square LED

Five 3-watt LEDs
Cinco LEDs de 3 watt

Aluminum heatsink housing and polycarbonate lens
Alojamiento disipador de calor, de aluminio y cristal de policarbonato



- # EW2471
- V 12-24
- A 1.2
- L 550 Raw, 500 Effective
- Flood Amplia
- CE, R10, IP67
- 3 Year



- EW2470
- 12-24
- 1.2
- 600 Raw, 550 Effective
- Spot Puntual
- CE, R10, IP67
- 3 Year

DIMENSIONS DIMENSIONES
3.9 [98] H x 3.3 [85] W x 1.6 [42] D
4.3 [108] H including bracket

EW2470-CP / EW2471-CP
Six-pack countertop display (includes product)
Exhibición para tablero de seis partes (incluye producto)



These Lamps Fly off the Shelf – or Counter

Square, round, oval, packaged in point-of-sale clamshells, and available in a countertop display pack. These lamps look great on display gondolas, counters and most importantly on trucks. What's more, ECCO's EW2400 Series line of worklamps are just as functional as they are good looking.

ESTAS LÁMPARAS VUELAN DE LOS ANAQUELES O MOSTRADORES Redonda, cuadrada, ovalada, empaçadas en estuches abombados y disponibles en un paquete para tablero. Estas lámparas se ven increíbles en exhibidores tipo góndola, mostradores y, más importante, en camiones. Y lo que es más, la línea de lámparas de trabajo de la serie EW2400 de ECCO es tan funcional como atractiva.



worklamps LED lámparas de trabajo LED

EW2480 Series

Round LED

Five 3-watt LEDs
Cinco LEDs de 3 watt

Aluminum heatsink housing and polycarbonate lens
Alojamiento disipador de calor, de aluminio y cristal de policarbonato



- # **EW2481**
- V 12-24
- A 1.2
- L 600 Raw, 600 Effective
- Flood Amplia
- CE, R10, IP67
- 3 Year



- # **EW2480**
- V 12-24
- A 1.2
- L 550 Raw, 500 Effective
- Spot Puntual
- CE, R10, IP67
- 3 Year

DIMENSIONS DIMENSIONES
3.8 [96] H x 3.3 [85] W x 1.7 [43] D
4.2 [106] H including bracket



EW2480-CP / EW2481-CP
Six-pack countertop display (includes product)
Exhibición para tablero de seis partes (incluye producto)



EW2490 Series

Oval LED

Five 3-watt LEDs
Cinco LEDs de 3 watt

Aluminum heatsink housing and polycarbonate lens
Alojamiento disipador de calor, de aluminio y cristal de policarbonato



- # **EW2491**
- V 12-24
- A 1.2
- L 550 Raw, 450 Effective
- Flood Amplia
- CE, R10, IP67
- 3 Year



- # **EW2490**
- V 12-24
- A 1.2
- L 550 Raw, 500 Effective
- Spot Puntual
- CE, R10, IP67
- 3 Year

DIMENSIONS DIMENSIONES
3.1 [79] H x 3.9 [98] W x 1.7 [43] D
3.5 [89] H including bracket



EW2490-CP / EW2491-CP
Six-pack countertop display (includes product)
Exhibición para tablero de seis partes (incluye producto)





worklamps LED

lámparas de trabajo LED



EW2019-CP
Six-pack countertop display (includes 6 pairs of product)
Exhibición para tablero de seis partes (incluye 6 pares de producto)

EW2019 Series

Rectangular LED

33 1-watt LEDs
33 LEDs de 3 watt

Aluminum heatsink housing and polycarbonate lens
Alojamiento disipador de calor, de aluminio y cristal de policarbonato

- # EW2019
- V 12-24
- A 0.4
- L 600 Raw, 550 Effective
- Flood Amplia
- CE, IP67, RoHS
- 3 Year

EW2019-P (Pair)
Packaged in pairs
Pares envueltos

DIMENSIONS DIMENSIONES
2 [52] H x 3.7 [93] W x 0.9 [23] D
2.6 [67] H x 3.7 [93] W including bracket



Two Heads Are Better than One

They say great things come in pairs, and in this case they're spot on. ECCO's EW2019 worklamps are not only good looking, budget conscious, and ideal for a wide range of vehicles with their slim-line design, but they're also available pre-packaged in pairs. When was the last time you saw just one worklamp on a truck?

DOS CABEZALES SON MEJORES QUE UNO Dicen que las mejores cosas vienen en pares y, en este caso, resulta evidente. Las lámparas de trabajo EW2019 de ECCO no sólo son bonitas, económicas e ideales para una amplia variedad de vehículos con su diseño delgado, sino que están disponibles preempacadas en pares. ¿Cuándo fue la última vez que vio sólo una lámpara de trabajo en un camión?



worklamps LED lámparas de trabajo LED

EW2020 Series Mini Oval LED

Two 3-watt LEDs
Dos LEDs de 3 watt

Surface or bracket mount
Superficie o soporte de montaje

Aluminum heatsink housing and polycarbonate lens
Alojamiento disipador de calor, de aluminio y cristal de policarbonato

Supplied with four bezels: blue, black, chrome & white
Se suministra con cuatro biseles: azul, negro, cromo y blanco



- # **EW2021**
- V 12-24
- A 0.4
- L 300 Raw, 250 Effective
- Flood Amplia
- ⌚ 3 Year



- # **EW2020**
- V 12-24
- A 0.4
- L 300 Raw, 250 Effective
- Spot Puntual
- ⌚ 3 Year

EW2021-P (Pair)
Packaged in pairs
Pares envueltos

EW2020-P (Pair)
Packaged in pairs
Pares envueltos

DIMENSIONS DIMENSIONES
2 [51] H x 3.1 [79] W x 1.5 [38] D
2.75 [70] H x 4.87 [124] W including bracket

EW2304 Series Mini Square LED

Two 10-watt LEDs
Dos LEDs de 10 watt

Compact design with improved light output
Diseño compacto con una mejor salida de luz

Aluminum heatsink housing and toughened glass lens
Alojamiento disipador de calor, de aluminio, y cristal de vidrio reforzado



- # **EW2303**
- V 12-24
- A 1.2
- L 1250 Raw, 1150 Effective
- Flood Amplia
- ⌚ 3 Year



- # **EW2304**
- V 12-24
- A 1.2
- L 1250 Raw, 1150 Effective
- Spot Puntual
- ⌚ 3 Year

DIMENSIONS DIMENSIONES
3.7 [94] H x 3.8 [97] W x 2.8 [71] D
3.9 [99] H including bracket



ACCESSORIES ACCESORIOS
ER2020B Blue Bezel azul bisel
ER2020BLK Black Bezel bisel negro
ER2020C Chrome Bezel bisel cromado
ER2020W White Bezel bisel blanco





worklamps LED
lámparas de trabajo LED



EW2310 Series
Square LED

Nine 10-watt LEDs
Nueve LEDs de 10 watt

High-intensity beam
Haz de alta intensidad

Heavy duty stainless steel bracket
Heavy duty soporte de acero inoxidable

Aluminum heatsink housing and polycarbonate lens
Alojamiento disipador de calor, de aluminio y cristal de policarbonato

		
#	EW2311	EW2310
V	12-24	12-24
A	5.3	5.3
L	4950 Raw, 3600 Effective	5100 Raw, 3600 Effective
	Flood <small>Amplia</small>	Spot <small>Puntual</small>
	IP69K	IP69K
	3 Year	3 Year

DIMENSIONS DIMENSIONES
5.5 [139] H x 5.7 [144] W x 4.6 [117] D
6.2 [157] H including bracket

EW2510 Series
Square LED

Nine 10-watt LEDs
Nueve LEDs de 10 watt

High-intensity beam
Haz de alta intensidad

Vibration dampening bracket
Soporte amortiguación de vibraciones

Aluminum heatsink housing and polycarbonate lens
Alojamiento disipador de calor, de aluminio y cristal de policarbonato



		
#	EW2511	EW2510
V	12-24	12-24
A	4.8	4.8
L	5000 Raw, 4500 Effective	5100 Raw, 4500 Effective
	Flood <small>Amplia</small>	Spot <small>Puntual</small>
	2 Year	2 Year

DIMENSIONS DIMENSIONES
6.5 [164] H x 5.3 [134] W x 4.9 [123] D
Includes bracket



worklamps LED lámparas de trabajo LED

EW2300 Series Rectangular LED

Six 10-watt LEDs
Seis LEDs de 10 watt

High-intensity beam
Haz de alta intensidad

Aluminum heatsink housing and toughened glass lens
Alojamiento disipador de calor, de aluminio, y cristal de vidrio reforzado



- # EW2301
- V 12-24
- A 2.7
- L 3000 Raw, 2600 Effective
- ☒ Flood Amplia
- ☑ CE
- 🕒 3 Year



- EW2300
- 12-24
- 2.7
- 3100 Raw, 2700 Effective
- Spot Puntual
- CE
- 3 Year

DIMENSIONS DIMENSIONES
4.2 [107] H x 6.6 [167] W x 2.5 [63] D
4.9 [125] H including bracket



EW2330 Series Square LED

Eight 10-watt LEDs
Ocho LEDs de 10 watt

High-intensity beam
Haz de alta intensidad

Heavy duty stainless steel bracket
Heavy duty soporte de acero inoxidable

Aluminum heatsink housing and polycarbonate lens
Alojamiento disipador de calor, de aluminio y cristal de policarbonato



- # EW2331
- V 12-24
- A 4.8
- L 4850 Raw, 3900 Effective
- ☒ Flood Amplia
- ☑ CE
- 🕒 3 Year



- EW2330
- 12-24
- 4.8
- 4600 Raw, 3950 Effective
- Spot Puntual
- 3 Year

DIMENSIONS DIMENSIONES
4.9 [126] H x 4.9 [126] W x 3.6 [92] D
5.4 [138] H including bracket





worklamps LED

lámparas de trabajo LED



E94011
Modular Connector
módulo conectar

Required to connect units together
necesario conectar para las unidades

EW2320 Series

Modular Rectangular LED

Five 10-watt LEDs
Cinco LEDs de 10 watt

Can be connected vertically or horizontally
Se puede conectar en posición vertical u horizontal

Aluminum heatsink housing
Alojamiento disipador de calor, de aluminio

Polycarbonate lens
Cristal de policarbonato



#	EW2321
V	12-24
A	2.2
L	2400 Raw, 2100 Effective
🔦	Flood Amplia
🛡️	IP67
🕒	3 Year

#	EW2320
V	12-24
A	2.2
L	2400 Raw, 2100 Effective
🔦	Spot Puntual
🛡️	IP67
🕒	3 Year

DIMENSIONS DIMENSIONES
3.0 [77] H x 7 [178] W x 2.5 [63] D
2.76 [70] D including bracket

EW2340 Series

Oval LED

Four 10-watt LEDs
Cuatro LEDs de 10 watt

Improved light output
Mejora de la salida de luz

Aluminum heatsink housing
Alojamiento disipador de calor, de aluminio

Polycarbonate lens
Cristal de policarbonato



#	EW2341
V	12-24
A	1.9
L	2050 Raw, 1550 Effective
🔦	Flood Amplia
🕒	3 Year

#	EW2340
V	12-24
A	1.9
L	2200 Raw, 1700 Effective
🔦	Spot Puntual
🕒	3 Year

DIMENSIONS DIMENSIONES
3.1 [79] H x 5.3 [135] W x 2.8 [71] D
5 [127] H including bracket





worklamps LED lámparas de trabajo LED

EW2450 Series Square LED

Nine 3-watt LEDs
Nueve LEDs de 3 watt

On/off switch
Interruptor de encendido/apagado

360° stainless steel rotation axis
360° eje de rotación de acero inoxidable

Removable handle (reinforced nylon)
Asa extraíble (nylon reforzado)

Aluminum heatsink housing
Alojamiento disipador de calor, de aluminio

Polycarbonate lens
Cristal de policarbonato



- #
- V
- A
- L
- X
- Ⓢ
- Ⓜ

EW2451

12-24
2.2
1300 Raw, 1100 Effective
Flood *Amplia*
Permanent
CE
3 Year



EW2451-MG

12-24
2.2
1300 Raw, 1100 Effective
Flood *Amplia*
Magnet
CE
3 Year



- #
- V
- A
- L
- X
- Ⓢ
- Ⓜ

EW2450

12-24
2.2
1300 Raw, 1100 Effective
Spot *Puntual*
Permanent
CE
3 Year



EW2450-MG

12-24
2.2
1300 Raw, 1100 Effective
Spot *Puntual*
Magnet
CE
3 Year



Magnet Mount Available

Rotation axis

On/off switch

DIMENSIONS DIMENSIONES
5.2 [131] H x 4.3 [110] W x 3.3 [83] D
8.1 [205] H including bracket



worklamps LED
lámparas de trabajo LED



EW2000

Oval LED Pedestrian Spotlight

Four 3-watt LEDs
Cuatro LEDs de 3 watt

Blue or red spot projection
Proyección mancha azul o rojo

Pedestrian warning for material handling applications
advertencia de peatones para aplicaciones de manejo de materiales

Aluminum heatsink housing
Alojamiento disipador de calor, de aluminio

Polycarbonate lens
Cristal de policarbonato

#	EW2000B	EW2000R
V	Blue	Red
A	12-60	12-60
L	0.9	0.9
	Pedestrian Spot <small>Foco azul</small>	Pedestrian Spot <small>Foco rojo</small>
	R10	R10
	3 Year	3 Year

DIMENSIONS DIMENSIONES
3.6 [91] H x 5.6 [143] W x 2.5 [65] D
4.8 [121] H including bracket



EW2010

Round LED Pedestrian Arrow

Three 3-watt LEDs
Tres LEDs de 3 watt

Blue or red arrow projection
Flecha proyección azul o rojo


Pedestrian warning for material handling applications
advertencia de peatones para aplicaciones de manejo de materiales

Aluminum heatsink housing
Alojamiento disipador de calor, de aluminio

Polycarbonate lens
Cristal de policarbonato

#	EW2010B	EW2010R
V	Blue	Red
A	12-56	12-56
L	0.6	0.6
	Pedestrian Arrow <small>Peatones flecha</small>	Pedestrian Arrow <small>Peatones flecha</small>
	R10	R10
	3 Year	3 Year

DIMENSIONS DIMENSIONES
4 [102] H x 3.8 [95] W x 3.5 [89] D
4.8 [121] H including bracket



Pointing the Way to Safety

Designed to be seen ahead of material handling equipment where blind corners are present, ECCO's EW2010 LED Pedestrian Arrow Spotlights provide visual warning for those walking in the vicinity of mobile equipment. These essential safety devices project a blue or red arrow onto the ground either to the front or rear of the vehicle where warehouse racking can easily conceal forklifts.

SEÑALANDO EL CAMINO HACIA LA SEGURIDAD Diseñadas para ser vistas antes que el equipo que maneja materiales en donde hay esquinas ciegas, las luces de LED con forma de flecha para peatones EW2010 de ECCO emiten una advertencia visual a aquellos que caminan cerca de equipo móvil. Estos dispositivos de seguridad esenciales proyectan una flecha azul o roja sobre el piso, ya sea en la parte frontal o posterior del vehículo en los lugares en donde las estanterías de almacenamiento pueden ocultar fácilmente los montacargas.



worklamps LED
lámparas de trabajo LED



E92005
Round LED

Nine 3-watt LEDs
Nueve LEDs de 3 watt

Aluminum heatsink housing
Alojamiento disipador de calor, de aluminio

Acrylic lens
Cristal de acrílico

- # E92005
- V 12-24
- A 1.2
- L 1000 Raw, 950 Effective
- Flood Amplia
- CE
- 2 Year

DIMENSIONS DIMENSIONES
4.3 [110] H x 4.3 [110] W x 1.8 [45] D
5 [128] H including bracket



E92006
Square LED

Nine 3-watt LEDs
Nueve LEDs de 3 watt

Aluminum heatsink housing
Alojamiento disipador de calor, de aluminio

Acrylic lens
Cristal de acrílico

- # E92006
- V 12-24
- A 1.3
- L 1300 Raw, 1200 Effective
- Flood Amplia
- CE
- 2 Year

DIMENSIONS DIMENSIONES
4.3 [110] H x 4.3 [110] W x 1.8 [45] D
5 [128] H including bracket






worklamps LED lámparas de trabajo LED

E92004 Round LED

Six 3-watt LEDs
Seis LEDs de 3 watt

Aluminum heatsink housing
Alojamiento disipador de calor, de aluminio

Acrylic lens
Cristal de acrílico

- # E92004
- V 12-24
- A 0.6
- L 800 Raw, 700 Effective
-  Flood Amplia
-  CE, R10
-  2 Year

DIMENSIONS DIMENSIONES
4.6 [116] H x 4.6 [116] W x 1.9 [48] D
5 [128] H including bracket



E92007 Square LED





Five 3-watt LEDs
Cinco LEDs de 3 watt





High voltage and magnet option
De alta tensión y la opción de imán





Aluminum heatsink housing
Alojamiento disipador de calor, de aluminio

Acrylic lens
Cristal de acrílico



- # E92007
- V 12-24
- A 0.7
- L 750 Raw, 700 Effective
-  Flood Amplia
-  CE
-  Permanent
-  2 Year

- # E92007-HV
- V 12-80
- A 0.9
- L 800 Raw, 750 Effective
-  Flood Amplia
-  -
-  Permanent
-  2 Year

- # E92007-MG
- V 12-24
- A 0.7
- L 750 Raw, 700 Effective
-  Flood Amplia
-  CE
-  Magnet
-  2 Year

DIMENSIONS DIMENSIONES
4.3 [110] H x 4.3 [110] W x 1.8 [46] D
5 [128] H including bracket





worklamps LED

lámparas de trabajo LED



EW2411

Rectangular LED

Six 3-watt LEDs
Seis LEDs de 3 watt

Aluminum heatsink housing
Alojamiento disipador de calor, de aluminio

Polycarbonate lens
Cristal de policarbonato

- # EW2411
- V 12-24
- A 1.3
- L 1000 Raw, 900 Effective
- Flood Amplia
- IP67, CE, R10
- 3 Year

DIMENSIONS DIMENSIONES
2.4 [62] H x 4.4 [112] W x 2.2 [55] D
3.5 [88] D including bracket



EW2421

Square LED

16 3-watt LEDs
16 LEDs de 3 watt

Aluminum heatsink housing
Alojamiento disipador de calor, de aluminio

Polycarbonate lens
Cristal de policarbonato

- # EW2421
- V 12-24
- A 2
- L 2400 Raw, 2200 Effective
- Flood Amplia
- IP67, CE
- 3 Year

DIMENSIONS DIMENSIONES
4.3 [110] H x 4.3 [110] W x 2.8 [72] D
5.3 [136] D including bracket



worklamps LED lámparas de trabajo LED




EW2431

Round LED

14 3-watt LEDs
14 LEDs de 3 watt

Aluminum heatsink housing
Alojamiento disipador de calor, de aluminio

Polycarbonate lens
Cristal de policarbonato

- # EW2431
- V 12-24
- A 3.1
- L 2600 Raw, 2100 Effective
-  Flood Amplia
-  IP67, CE
-  3 Year

DIMENSIONS DIMENSIONES
4.6 [117] H x 4.6 [117] W x 3.0 [76] D
5.3 [136] D including bracket






E92013

Round LED

Six 3-watt LEDs
Seis LEDs de 3 watt

Rubber PAR36 housing
Alojamiento PAR36 de goma

Polycarbonate lens
Cristal de policarbonato

- # E92013
- V 12-24
- A 0.9
- L 650 Raw, 600 Effective
-  Flood Amplia
-  CE
-  1 Year

DIMENSIONS DIMENSIONES
5 [126] H x 5 [126] W x 2.9 [74] D
6.2 [157] H including bracket





worklamps LED

lámparas de trabajo LED



EW2501

Rectangular LED

Five 10-watt LEDs
Cinco LEDs de 10 watt

High-intensity beam
Haz de alta intensidad

Aluminum heatsink housing
Alojamiento disipador de calor, de aluminio

Polycarbonate lens
Cristal de policarbonato

- # EW2501
- V 12-24
- A 3.0
- L 2900 Raw, 2450 Effective
- Flood Amplia
- IP67, CE
- 2 Year

DIMENSIONS DIMENSIONES
3.8 [98] H x 5.7 [145] W x 3.1 [79] D
5.3 [135] H including bracket



E92008

Square LED

Thirty 1-watt LEDs
Treinta LEDs de 1 watt

Aluminum heatsink housing
Alojamiento disipador de calor, de aluminio

Polycarbonate lens
Cristal de policarbonato

- # E92008
- V 12-24
- A 2.2
- L 2300 Raw, 2100 Effective
- Flood Amplia
- CE
- 2 Year

DIMENSIONS DIMENSIONES
4.96 [126] H x 4.96 [126] W x 3.35 [85] D
7.48 [190] H including bracket



worklamps LED / halogen

lámparas de trabajo LED / halógenas

EW2440

Rectangular LED

Six 3-watt LEDs
Seis LEDs de 3 watt

Aluminum heatsink housing
Alojamiento disipador de calor, de aluminio

Polycarbonate lens
Cristal de policarbonato



- # EW2441
- V 12-24
- A 1.2
- L 1100 Raw, 950 Effective
- Flood Amplia
- ⌚ 2 Year

- EW2440
- 12-24
- 1.2
- 1100 Raw, 950 Effective
- Spot Puntual
- ⌚ 2 Year

DIMENSIONS DIMENSIONES
1.9 [47] H x 6.3 [160] W x 2.5 [63] D
2.8 [71] D including bracket



- # E91001
- V 12
- A 5.1
- L 900 Raw
900 Effective
- Flood Amplia
- ⌚ 1 Year

DIMENSIONS DIMENSIONES
5 [126] H x 5 [126] W x
2.9 [74] D
6.2 [157] H including bracket



- # E91004
- V 12
- A 5.2
- L 800 Raw
800 Effective
- Flood Amplia
- ⌚ 1 Year

DIMENSIONS DIMENSIONES
3.6 [91] H x 6.1 [155] W
x 3.9 [99] D
4.8 [122] H including bracket



- # E91005
- V 12
- A 5.2
- L 1000 Raw
1000 Effective
- Flood Amplia
- ⌚ 1 Year

DIMENSIONS DIMENSIONES
5.5 [138] H x 5.5 [138] W
x 3.9 [98] D
5.8 [148] H including bracket



- # E91099
- V 12
- A 4.9
- L 800 Raw
800 Effective
- Flood Amplia
- ⌚ 1 Year

DIMENSIONS DIMENSIONES
3.9 [99] H x 3.9 [99] W x 3.1 [78] D
5.3 [135] H including bracket



- E91102
- 12
- 5.2
- 750 Raw
700 Effective
- Spot Puntual
- 1 Year



- # E91025
- V 12
- A 5.2
- L 950 Raw
900 Effective
- Flood Amplia
- ⌚ 1 Year

DIMENSIONS DIMENSIONES
3.3 [83] H x 3.6 [91] W x 3.3 [84] D
4.4 [112] H including bracket



- E91026
- 12
- 5.2
- 1000 Raw
950 Effective
- Spot Puntual
- 1 Year



- # E91082
- V 12
- A 4.9
- L 1100 Raw
1100 Effective
- Flood Amplia
- ⌚ 1 Year

DIMENSIONS DIMENSIONES
3.9 [100] H x 6.6 [167] W x 3.3 [84] D
5 [127] H including bracket



- E91085
- 12
- 4.9
- 1200 Raw
1200 Effective
- Spot Puntual
- 1 Year



- # E91088 Twin
- V 12
- A 9.6
- L 1700 Raw
1700 Effective
- Flood Amplia
- ⌚ 1 Year

DIMENSIONS DIMENSIONES
3.9 [100] H x 6.6 [167] W x 3.3 [84] D
5 [127] H including bracket



- E91091 Twin
- 12
- 9.8
- 2100 Raw
2000 Effective
- Spot Puntual
- 1 Year



Utility: Useful, Functional, Practical

ECCO utility bars redefine usefulness. Choose from several lengths, mounting options, and beam patterns. Whether you're on-site, off-road, or even at the side of the road, these lights will light up the night.

UTILIDAD: ÚTILES, FUNCIONALES, PRÁCTICAS Las barras de uso general de ECCO redefinen la utilidad. Elija entre varias longitudes, opciones de montaje y patrones de haz. Ya sea que esté en el sitio, en terracería o incluso al costado de la carretera, estas luces iluminarán la noche



utility bars

barras utilitarias

EW3108

8" Single Row Rectangular LED Bar

Six 5-watt LEDs
Seis LEDs de 5 watt

Tilting pedestal or tilting surface mount options
Inclinando pedestal o superficie inclinando opciones de montaje

Aluminum heatsink housing
Alojamiento disipador de calor, de aluminio

Polycarbonate lens
Cristal de policarbonato



- # EW3108-F
- V 12-24
- A 1.9
- L 1100 Raw, 1000 Effective
- ☒ Flood Amplia
- ☒ IP67, R10
- 🕒 3 Year



- # EW3108-S
- V 12-24
- A 1.9
- L 1150 Raw, 1100 Effective
- ☒ Spot Puntual
- ☒ IP67, R10
- 🕒 3 Year

DIMENSIONS DIMENSIONES
2 [51] H x 7.6 [193] W x 3.3 [84] D

EW3208

8" Double Row Rectangular LED Bar

Twelve 5-watt LEDs
Doce LEDs de 5 watt

Tilting pedestal or tilting surface mount options
Inclinando pedestal o superficie inclinando opciones de montaje

Aluminum heatsink housing
Alojamiento disipador de calor, de aluminio

Polycarbonate lens
Cristal de policarbonato



- # EW3208-F
- V 12-24
- A 3.8
- L 2150 Raw, 1950 Effective
- ☒ Flood Amplia
- ☒ IP67, R10
- 🕒 3 Year



- # EW3208-S
- V 12-24
- A 3.8
- L 2450 Raw, 2250 Effective
- ☒ Spot Puntual
- ☒ IP67, R10
- 🕒 3 Year

DIMENSIONS DIMENSIONES
3 [76] H x 8 [203] W x 4.3 [109] D



utility bars

barras utilitarias



EW3114

14" Single Row
Rectangular LED Bar

Twelve 5-watt LEDs
Doce LEDs de 5 watt

Tilting pedestal or tilting surface mount options
Inclinando pedestal o superficie inclinando opciones de montaje

Aluminum heatsink housing
Alojamiento disipador de calor, de aluminio

Polycarbonate lens
Cristal de policarbonato

DIMENSIONS DIMENSIONES
2 [51] H x 14 [356] W x 3.3 [84] D

EW3114
V 12-24
A 5.7
L 3350 Raw, 2600 Effective
Flood / Spot Combo Combinación de amplia / puntual
IP67, R10
3 Year



EW3214

14" Double Row
Rectangular LED Bar

Twenty-four 5-watt LEDs
Veinticuatro LEDs de 5 watt

Tilting pedestal or tilting surface mount options
Inclinando pedestal o superficie inclinando opciones de montaje

Aluminum heatsink housing
Alojamiento disipador de calor, de aluminio

Polycarbonate lens
Cristal de policarbonato

DIMENSIONS DIMENSIONES
3 [76] H x 14.3 [363] W x 4.3 [109] D

EW3214
V 12-24
A 9.3
L 6700 Raw, 4800 Effective
Flood / Spot Combo Combinación de amplia / puntual
IP67, R10
3 Year



utility bars

barras utilitarias



EW3124

24" Single Row
Rectangular LED Bar

Twenty-one 5-watt LEDs
Veintiún LEDs de 5 watt

Tilting pedestal or tilting surface mount options
Inclinando pedestal o superficie inclinando opciones de montaje

Aluminum heatsink housing
Alojamiento disipador de calor, de aluminio
Polycarbonate lens
Cristal de policarbonato

- # EW3124
- V 12-24
- A 8.7
- L 5900 Raw, 4400 Effective
- Flood / Spot Combo Combinación de amplia / puntual
- IP67, R10
- 3 Year

DIMENSIONS DIMENSIONES
2 [51] H x 23.5 [597] W x 3.3 [84] D



EW3225

25" Double Row
Rectangular LED Bar

Forty-four 5-watt LEDs
Cuarenta y cuatro LEDs de 5 watt

Tilting pedestal or tilting surface mount options
Inclinando pedestal o superficie inclinando opciones de montaje

Aluminum heatsink housing
Alojamiento disipador de calor, de aluminio

Polycarbonate lens
Cristal de policarbonato

- # EW3225
- V 12-24
- A 17.3
- L 12,300 Raw, 8800 Effective
- Flood / Spot Combo Combinación de amplia / puntual
- IP67, R10
- 3 Year

DIMENSIONS DIMENSIONES
3 [76] H x 25 [635] W x 4.3 [109] D



utility bars

barras utilitarias



EW3136

36" Single Row
Rectangular LED Bar

Thirty-three 5-watt LEDs
Treinta y tres LEDs de 5 watt

Tilting pedestal or tilting surface mount options
Inclinando pedestal o superficie inclinando opciones de montaje

Aluminum heatsink housing
Alojamiento disipador de calor, de aluminio

Polycarbonate lens
Cristal de policarbonato

DIMENSIONS DIMENSIONES
2 [51] H x 36.3 [922] W x 3.3 [84] D

EW3136
V 12-24
A 13
L 9250 Raw, 6600 Effective
Flood / Spot Combo Combinación de amplia / puntual
IP67, R10
3 Year



EW3233

33" Double Row
Rectangular LED Bar

Sixty 5-watt LEDs
Sesenta LEDs de 5 watt

Tilting pedestal or tilting surface mount options
Inclinando pedestal o superficie inclinando opciones de montaje

Aluminum heatsink housing
Alojamiento disipador de calor, de aluminio

Polycarbonate lens
Cristal de policarbonato

DIMENSIONS DIMENSIONES
3 [76] H x 33.5 [851] W x 4.3 [109] D

EW3233
V 12-24
A 25
L 16,800 Raw, 12,000 Effective
Flood / Spot Combo Combinación de amplia / puntual
IP67, R10
3 Year



utility bars

barras utilitarias



EW3149

49" Single Row
Rectangular LED Bar

Forty-five 5-watt LEDs
Cuarenta y cinco LEDs de 5 watt

Tilting pedestal or tilting surface mount options
Inclinando pedestal o superficie inclinando opciones de montaje

Aluminum heatsink housing
Alojamiento disipador de calor, de aluminio

Polycarbonate lens
Cristal de policarbonato

DIMENSIONS DIMENSIONES
2 [51] H x 49 [1245] W x 3.3 [84] D

- # EW3149
- V 12-24
- A 18.5
- L 12,600 Raw, 9000 Effective
- Flood / Spot Combo Combinación de amplia / puntual
- IP67, R10
- 3 Year



EW3242

42" Double Row
Rectangular LED Bar

Seventy-six 5-watt LEDs
Setenta y seis LEDs de 5 watt

Tilting pedestal or tilting surface mount options
Inclinando pedestal o superficie inclinando opciones de montaje

Aluminum heatsink housing
Alojamiento disipador de calor, de aluminio

Polycarbonate lens
Cristal de policarbonato

DIMENSIONS DIMENSIONES
3 [76] H x 42 [1067] W x 4.3 [109] D

- # EW3242
- V 12-24
- A 32
- L 21,300 Raw, 15,200 Effective
- Flood / Spot Combo Combinación de amplia / puntual
- IP67, R10
- 3 Year



utility bars

barras utilitarias



EW3312

12" Single Row
Rectangular LED Bar

Six 10-watt LEDs
Seis LEDs de 10 watt

Tilting pedestal or tilting surface mount options
Inclinando pedestal o superficie inclinando opciones de montaje

Aluminum heatsink housing
Alojamiento disipador de calor, de aluminio

Polycarbonate lens
Cristal de policarbonato

DIMENSIONS DIMENSIONES
3 [76] H x 14 [356] W x 4.3 [109] D



EW3312-F
12-24
4.3
3350 Raw, 2350 Effective
Flood Amplia
IP67, R10
3 Year



EW3312-S
12-24
4.3
2350 Raw, 1900 Effective
Spot Puntual
IP67, R10
3 Year



Added Power for Added Output

The 10-watt versions of our utility bars offer greater light output per inch from fewer LEDs. Each model features both tilting-surface and pedestal-mounting options, and our three-year warranty.

MÁS POTENCIA PARA UNA MAYOR SALIDA Las versiones de 10 vatios de nuestras barras de uso general ofrecen una mayor salida de luz por pulgada y usan una menor cantidad de LED. Cada modelo cuenta con opciones de montaje tanto en superficie inclinada como en pedestal, y nuestra garantía de tres años.



utility bars barras utilitarias



EW3324

24" Single Row
Rectangular LED Bar

Twelve 10-watt LEDs
Doce LEDs de 10 watt


Tilting pedestal or tilting surface mount options
Inclinando pedestal o superficie inclinando opciones de montaje

Aluminum heatsink housing
Alojamiento disipador de calor, de aluminio

Polycarbonate lens
Cristal de policarbonato

DIMENSIONS DIMENSIONES
3 [76] H x 25 [635] W x 4.3 [109] D

- # EW3324
- V 12-24
- A 8.1
- L 8400 Raw, 5400 Effective
- Flood / Spot Combo Combinación de amplia / puntual
- IP67, R10
- 3 Year



EW3336

36" Single Row
Rectangular LED Bar

Eighteen 10-watt LEDs
Dieciocho LEDs de 10 watt

Tilting pedestal or tilting surface mount options
Inclinando pedestal o superficie inclinando opciones de montaje

Aluminum heatsink housing
Alojamiento disipador de calor, de aluminio

Polycarbonate lens
Cristal de policarbonato

DIMENSIONS DIMENSIONES
3 [76] H x 37 [940] W x 4.3 [109] D

- # EW3336
- V 12-24
- A 12
- L 12,600 Raw, 8100 Effective
- Flood / Spot Combo Combinación de amplia / puntual
- IP67, R10
- 3 Year



Lighten the Load

ECCO's new line of interior lighting includes dome lights, flat panels, self-adhesive LED strips, even modular lights and passive infrared sensors. So lighten up – ECCO has all your toolbox, compartment, cargo area, and cab lighting needs covered.

ALIGERE LA CARGA La nueva línea de iluminación interior de ECCO incluye luces de domo, paneles planos, tiras de LED autoadherentes, incluso luces modulares y sensores infrarrojos pasivos. De modo que ¡aligérese! ECCO tiene cubiertas todas sus necesidades de iluminación para cajas de herramientas, compartimentos, áreas de carga y cabina.



interior lighting LED

iluminación interior LED



EW0100 Series

LED Strip Lighting

Three 1-watt LEDs per 1.5"/38mm
Tres LED de 1 vatio por 1.5 pulg./38 mm

Self-adhesive utilizing 3M high-bond tape
Autoadherente con cinta de alta adherencia 3M

Wire leads at both ends allow multiple units to be connected (excludes EW0118 / 0128)
Las terminales de cables en ambos extremos permiten que se conecten varias unidades (excepto EW0118/0128)

Spliceable every 3 LEDs
Puede dividirse cada 3 LED

Available in 16'/5m rolls
Disponible en rollos 5M

ACCESSORIES

EZ0112 Cap & wire for spliced sections
Tapa y cable para secciones divididas

EZ0120 PIR Motion Sensor - 110° cone, adjustable sensitivity (automatically activates light when human movement is detected)
Sensor de movimiento PIR; cono de 110° con sensibilidad ajustable (activa la luz automáticamente cuando se detecta el movimiento de una persona)



- # EW0115
- T 9 LED
- V 12
- A 0.2
- L 200 Raw, 200 Effective
- Flood Amplia
- CE, RoHS, IP65
- 3 Year



- # EW0125
- T 9 LED
- V 24
- A 0.1
- L 200 Raw, 200 Effective
- Flood Amplia
- CE, RoHS, IP65
- 3 Year



- # EW0116
- T 18 LED
- V 12
- A 0.4
- L 350 Raw, 350 Effective
- Flood Amplia
- CE, RoHS, IP65
- 3 Year

- # EW0126
- T 18 LED
- V 24
- A 0.2
- L 350 Raw, 350 Effective
- Flood Amplia
- CE, RoHS, IP65
- 3 Year



- # EW0117
- T 36 LED
- V 12
- A 0.7
- L 700 Raw, 700 Effective
- Flood Amplia
- CE, RoHS, IP65
- 3 Year

- # EW0127
- T 36 LED
- V 24
- A 0.4
- L 700 Raw, 700 Effective
- Flood Amplia
- CE, RoHS, IP65
- 3 Year



- # EW0118
- T 5M Roll
- V 12
- A 3.6
- Flood Amplia
- CE, RoHS
- 3 Year

- # EW0128
- T 5M Roll
- V 24
- A 2.6
- Flood Amplia
- CE, RoHS
- 3 Year

See page 139 for merchandizing display.
Consulte la página 139 para la visualización de merchandising.



interior lighting LED

iluminación interior LED



EW0200 Series

LED Interior Lighting

Flush mount (EW0210-221 only)
Montaje empotrado (EW0210-221 solamente)

Surface mount (EW0200/201 & EW0230-241 only)
Montaje en la superficie (EW0200/201 y EW0230-241 solamente)

Switched and non-switched options
Opciones con y sin interruptor

White or chrome bezel options
Opciones con bisel blanco o cromado

DIMENSIONS DIMENSIONES

EW0200: 0.7 [18] D x 5.5 [140] Diameter
EW0201: 0.7 [18] D x 7.1 [180] Diameter
EW0210-0221: 0.8 [20] D x 2.8 [71] Diameter
EW0230-0241: 2.4 [61] H x 4.6 [117] W x 0.7 [18] D

ACCESSORIES

EZ0120 PIR Motion Sensor - 110° cone, adjustable sensitivity (automatically activates light when human movement is detected)
Sensor de movimiento PIR; cono de 110° con sensibilidad ajustable (activa la luz automáticamente cuando se detecta el movimiento de una persona)



EW0200
T 72 LED
V 12-24
A 0.4
L 400 Raw, 400 Effective
Flood Amplia
CE, RoHS
3 Year



EW0201
108 LED
12-24
0.5
750 Raw, 700 Effective
Flood Amplia
CE, RoHS
3 Year



EW0210
T 8 LED
V 12
A 0.1
L 100 Raw, 50 Effective
Spot Puntual
CE, RoHS
3 Year



EW0220
7 LED
12
0.1
50 Raw, 50 Effective
Spot Puntual
CE, RoHS
3 Year



EW0211
T 8 LED
V 12
A 0.1
L 100 Raw, 50 Effective
Spot Puntual
CE, RoHS
3 Year



EW0221
7 LED
12
0.1
50 Raw, 50 Effective
Spot Puntual
CE, RoHS
3 Year



EW0230
T 30 LED
V 12-24
A 0.2
L 200 Raw, 200 Effective
Flood Amplia
CE, RoHS
3 Year



EW0240
30 LED
12-24
0.2
150 Raw, 150 Effective
Flood Amplia
CE, RoHS
3 Year



EW0231
T 30 LED
V 12-24
A 0.2
L 200 Raw, 200 Effective
Flood Amplia
CE, RoHS
3 Year



EW0241
30 LED
12-24
0.2
150 Raw, 150 Effective
Flood Amplia
CE, RoHS
3 Year



interior lighting LED

iluminación interior LED




4.5" CLEAR

- # EW0310
- T 4 LED
- V 12-24
- A 0.1
- L 100 Raw, 100 Effective
- Flood *Amplia*
- CE, RoHS
- 3 Year



4.5" FROST

- EW0311
- 15 LED
- 12
- 0.1
- 100 Raw, 50 Effective
- Flood *Amplia*
- CE, RoHS
- 3 Year



7" CLEAR

- # EW0320
- T 8 LED
- V 12-24
- A 0.1
- L 200 Raw, 200 Effective
- Flood *Amplia*
- CE, RoHS
- 3 Year



7" FROST

- EW0321
- 30 LED
- 12
- 0.2
- 150 Raw, 100 Effective
- Flood *Amplia*
- CE, RoHS
- 3 Year



9.5" CLEAR

- # EW0330
- T 12 LED
- V 12-24
- A 0.2
- L 300 Raw, 300 Effective
- Flood *Amplia*
- CE, RoHS
- 3 Year



9.5" FROST

- EW0331
- 45 LED
- 12
- 0.2
- 200 Raw, 150 Effective
- Flood *Amplia*
- CE, RoHS
- 3 Year



12" CLEAR

- # EW0340
- T 16 LED
- V 12-24
- A 0.3
- L 350 Raw, 350 Effective
- Flood *Amplia*
- CE, RoHS
- 3 Year



12" FROST

- EW0341
- 60 LED
- 12
- 0.3
- 300 Raw, 250 Effective
- Flood *Amplia*
- CE, RoHS
- 3 Year



14" MODULAR FROST

- # EW0351
- T 16 LED
- V 12
- A 0.5
- L 300 Raw, 250 Effective
- Flood *Amplia*
- CE, RoHS
- 3 Year



CONNECT
MULTIPLE UNITS
TOGETHER



EW0300 Series

LED Interior Lighting

Surface mount with concealed fasteners (hardware included) Montaje en la superficie con elementos de sujeción ocultos (se incluyen herrajes)

Aluminum housing with clear or frosted lenses
Compartimiento de aluminio con lentes transparentes u opacos

Modular design, connect up to four units with integrated bullet connectors (EW0351 only)
Diseño modular, conecte hasta cuatro unidades con los conectores tipo bala integrados (EW0351 solamente)

DIMENSIONS DIMENSIONES

- EW0310 / 311: 1.3 [33] H x 4.5 [114] W x 0.5 [13] D
- EW0320 / 321: 1.3 [33] H x 7 [178] W x 0.5 [13] D
- EW0330 / 331: 1.3 [33] H x 9.5 [241] W x 0.5 [13] D
- EW0340 / 341: 1.3 [33] H x 12 [305] W x 0.5 [13] D
- EW0351: 1.3 [33] H x 13.7 [348] W x 0.5 [13] D
- EW0351: 10.9 [277] W excluding endcaps

ACCESSORIES

EZ0351 Replacement bullet connectors (for use with EW0351 only, max four)
Conectores tipo bala de repuesto (para usarlos con EW0351 solamente, máximo de cuatro)

EZ0120 PIR Motion Sensor - 110° cone, adjustable sensitivity (automatically activates light when human movement is detected)
Sensor de movimiento PIR; cono de 110° con sensibilidad ajustable (activa la luz automáticamente cuando se detecta el movimiento de una persona)





interior lighting LED

iluminación interior LED



EW0400 Series

LED Interior Lighting

Surface mount (hardware included)
Montaje en la superficie (se incluyen herrajes)

Rugged, heavy-duty design
Diseño robusto de alta resistencia

Aluminum housing with frosted lens
Diseño robusto de alta resistencia

On/off and door switch feature (EW0410/411/412 only)
Funcionalidad de interruptor de encendido/apagado y puerta (EW0410/411/412 solamente)

DIMENSIONS DIMENSIONES
EW0400 / 410: 2 [51] H x 5.4 [137] W x 0.5 [13] D
EW0401 / 411: 2 [51] H x 11.8 [300] W x 0.5 [13] D
EW0402 / 412: 2 [51] H x 17.7 [450] W x 0.5 [13] D

ACCESSORIES

EZ0120 PIR Motion Sensor - 110° cone, adjustable sensitivity (automatically activates light when human movement is detected)
Sensor de movimiento PIR; cono de 110° con sensibilidad ajustable (activa la luz automáticamente cuando se detecta el movimiento de una persona)



See page 139 for merchandizing display.
Consulte la página 139 para la visualización de merchandising.

5.5"

EW0400
T 10 LED
V 12-24
A 0.4
L 200 Raw, 200 Effective
Flood Amplia
CE, R10, RoHS, IP64
3 Year

SWITCHED

EW0410
T 10 LED
V 12-24
A 0.4
L 200 Raw, 200 Effective
Flood Amplia
CE, R10, RoHS, IP64
3 Year

12"

EW0401
T 22 LED
V 12-24
A 0.7
L 450 Raw, 450 Effective
Flood Amplia
CE, R10, RoHS, IP64
3 Year

SWITCHED

EW0411
T 22 LED
V 12-24
A 0.7
L 450 Raw, 450 Effective
Flood Amplia
CE, R10, RoHS, IP64
3 Year

18"

EW0402
T 32 LED
V 12-24
A 1.2
L 650 Raw, 600 Effective
Flood Amplia
CE, R10, RoHS, IP64
3 Year

SWITCHED


EW0412
T 32 LED
V 12-24
A 1.2
L 650 Raw, 600 Effective
Flood Amplia
CE, R10, RoHS, IP64
3 Year







interior lighting LED




iluminación interior LED







7" 


EW0500
T 42 LED
V 12-24
A 0.5
L 250 Raw, 200 Effective
 Flood *Amplia*
 CE, R10, RoHS
 3 Year




18" 

EW0502
T 138 LED
V 12-24
A 0.9
L 400 Raw, 350 Effective
 Flood *Amplia*
 CE, R10, RoHS
 3 Year

7" 

EW0501
T 42 LED
V 12-24
A 0.5
L 350 Raw, 350 Effective
 Flood *Amplia*
 CE, R10, RoHS
 3 Year

15" 

EW0503
T 108 LED
V 12-24
A 0.8
L 600 Raw, 550 Effective
 Flood *Amplia*
 CE, R10, RoHS
 3 Year

EW0500 Series

LED Interior Lighting

Flat-panel light with switch
 Luz en panel plano con interruptor

Surface mount with concealed fasteners (hardware included)
 Montaje en la superficie con elementos de sujeción ocultos (se incluyen herrajes)

Aluminum housing with frosted lens
 Compartimiento de aluminio con lentes opacas

DIMENSIONS DIMENSIONES
 EW0500: 3.5 [89] H x 7 [178] W x 0.5 [13] D
 EW0501: 5.7 [145] H x 7 [178] W x 0.5 [13] D
 EW0502: 3.5 [89] H x 18.3 [465] W x 0.5 [13] D
 EW0503: 5.7 [145] H x 14.8 [376] W x 0.5 [13] D

ACCESSORIES

EZ0120 PIR Motion Sensor - 110° cone, adjustable sensitivity (automatically activates light when human movement is detected)
 Sensor de movimiento PIR; cono de 110° con sensibilidad ajustable (activa la luz automáticamente cuando se detecta el movimiento de una persona)



See page 139 for merchandizing display.
 Consulte la página 139 para la visualización de merchandising.



interior lighting LED

iluminación interior LED



EW0600 Series

LED Interior Lighting

High-output switched light ideal for large spaces
La luz de salida potente con interruptor ideal para espacios grandes

Surface mount with concealed fasteners (hardware included)
Montaje en la superficie con elementos de sujeción ocultos (se incluyen herrajes)

Aluminum housing
Compartimiento de aluminio

DIMENSIONS DIMENSIONES

EW0600: 4 [102] H x 18 [460] W x 1.1 [28] D
EW0601: 4 [102] H x 25 [635] W x 1.1 [28] D
EW0602: 4 [102] H x 33 [860] W x 1.1 [28] D

ACCESSORIES

EZ0120 PIR Motion Sensor - 110° cone, adjustable sensitivity (automatically activates light when human movement is detected)
Sensor de movimiento PIR; cono de 110° con sensibilidad ajustable (activa la luz automáticamente cuando se detecta el movimiento de una persona)



See page 139 for merchandizing display.
Consulte la página 139 para la visualización de merchandising.



- # EW0600
- T 96 LED
- V 12-24
- A 1.7
- L 2000 Raw, 1900 Effective
- Flood Amplia
- CE, RoHS
- 3 Year



- # EW0601
- T 144 LED
- V 12-24
- A 2.7
- L 3700 Raw, 3600 Effective
- Flood Amplia
- CE, RoHS
- 3 Year



- # EW0602
- T 192 LED
- V 12-24
- A 3.6
- L 4900 Raw, 4800 Effective
- Flood Amplia
- CE, RoHS
- 3 Year






interior lighting LED

iluminación interior LED






13"



- # EW0700
- T 6 LED
- V 12-24
- A 0.5
- L 400 Raw, 350 Effective
-  Flood Amplia
-  CE, RoHS
-  3 Year

22"



- # EW0701
- T 12 LED
- V 12-24
- A 0.9
- L 1250 Raw, 1200 Effective
-  Flood Amplia
-  CE, RoHS
-  3 Year

EW0700 Series

LED Interior Lighting

Heavy-duty switched cargo / work area light
Luz de trabajo pesado con interruptor para área de carga/trabajo

Pivot-mounting foot provides adjustable lighting angles
El pie de montaje con pivote cuenta con ángulos ajustables de iluminación

Surface mount (hardware included)
Montaje en la superficie (se incluyen herrajes)

Aluminum housing
Compartimiento de aluminio

DIMENSIONS DIMENSIONES

EW0700: 1.8 [46] H x 13 [330] W x 2 [51] D

EW0701: 1.8 [46] H x 21.5 [546] W x 2 [51] D

ACCESSORIES

EZ0120 PIR Motion Sensor - 110° cone, adjustable sensitivity (automatically activates light when human movement is detected)
Sensor de movimiento PIR; cono de 110° con sensibilidad ajustable (activa la luz automáticamente cuando se detecta el movimiento de una persona)



See page 139 for merchandizing display.
Consulte la página 139 para la visualización de merchandising.



We've got your back



Need to find an alarm? There's an app for that.

Scan the QR Code to learn how or search ECCO Mobile in your app store
¿Necesita encontrar una alarma? Tenemos una aplicación justo para eso. Digitalice el código QR para buscar la aplicación ECCO Mobile en la tienda de aplicaciones

Smarter Alarm Selection

The ECCO Mobile App makes back-up alarm selection quick and simple. Activate the app at your work site to measure ambient noise with our built-in decibel meter. The app generates a list of alarms suited to your unique needs. Browse product information, listen to sound samples, and locate an ECCO dealer all from your mobile device.

SELECCIÓN INTELIGENTE DE ALARMAS. La Aplicación Móvil de ECCO, hace la selección de alarmas de retroceso rápida y simple. Activa la app en el sitio de trabajo para medir el ruido ambiental con el decibelímetro integrado. La app genera una lista de alarmas específica para tus necesidades. Explora la información del producto, escucha las muestras de sonido y localiza un distribuidor de ECCO, todo desde tu aparato móvil.



Android

BACK-UP ALARM SELECTION WHAT ARE THE OPTIONS?

There are several decisions to be made when selecting a back-up alarm.

First, you have the choice between a tonal alarm and a multi-frequency alarm. Industry experts have suggested either can provide an effective warning, and each has its merits as described below.

Second, you must choose an alarm with the appropriate sound pressure level (SPL). OSHA requires a reverse alarm to be audible above the surrounding noise level. If you know the ambient noise level and it remains reasonably constant, then the appropriate fixed dB alarm can be selected, whether tonal or multi-frequency.

The key is complying with the requirements of OSHA while selecting the lowest SPL alarm possible so as not to create a noise nuisance. Fortunately, ECCO pioneered another solution — the Smart Alarm®, available in either tonal or multi-frequency. Smart Alarms monitor ambient noise and automatically adjust their output to 5dB above that, satisfying OSHA's requirements. Smart Alarms are the perfect solution for worksites with inconsistent noise or varying noise levels.

SELECCIÓN DE ALARMA DE RETROCESO ¿CUÁLES SON LAS OPCIONES? Es necesario tomar varias decisiones cuando se selecciona una alarma de retroceso. Primero, debe elegir entre una alarma tonal y una alarma con frecuencia múltiple. Los expertos de la industria han sugerido que cualquiera de las dos puede emitir una advertencia efectiva, y cada una tiene sus ventajas, tal como se describe a continuación. En segundo lugar, debe elegir una alarma con el nivel apropiado de presión sonora (SPL, por su sigla en inglés). OSHA requiere que una alarma de reversa sea audible por arriba del nivel de ruido ambiental. Si conoce el nivel de ruido ambiental y este permanece razonablemente constante, entonces puede seleccionarse la alarma apropiada con los decibelios fijos, ya sea tonal o con frecuencia múltiple.

TONAL VS MULTI-FREQUENCY

So what's the difference?

Tonal alarms emit sound at a single, predominant frequency resulting in the familiar “beep-beep” warning signal that we’ve all grown accustomed to. Conversely, multi-frequency alarms emit sound at multiple frequencies within a narrow band resulting in a “shhh-shhh” warning sound. There is no scientific evidence to prove either sound is more effective than the other in a reversing vehicle application. However, there are several points of view that should be considered when deciding which option is best for you.

¿CUÁL ES LA DIFERENCIA? Las alarmas tonales emiten sonido en una sola frecuencia predominante, lo que produce la conocida señal de advertencia de “bip-bip” a la que todos estamos acostumbrados. Por el contrario, las alarmas con frecuencia múltiple emiten sonido en varias frecuencias en una banda pequeña, lo que produce un sonido de advertencia tipo “shh-shh”. No hay evidencia científica para demostrar si alguno de los sonidos es más eficaz que el otro para indicar que un vehículo viene en reversa. Sin embargo, hay varios puntos de vista que deben considerarse al momento de decidir qué opción es mejor para usted.

BEEP
TONAL

The beep-beep sound is a familiar signal that is readily understood as a danger signal.

El sonido de bip-bip es una señal conocida que es comprendida de inmediato como una señal de peligro.

The sound is more piercing and therefore less likely to be masked by ambient noise such as vehicle engines.

El sonido es más penetrante y, por lo tanto, menos probable de confundirse con ruidos ambientales como los motores de los vehículos.

SHHH
MULTI-FREQUENCY

Shhh-shhh is a newer sound that has been introduced as a warning signal.

El tipo shh-shh es un sonido más nuevo que se ha introducido como señal de advertencia.

The sound is perceived to be more directional.

El sonido se percibe como algo más dirigido.

The sound is perceived to dissipate more quickly outside the danger zone behind the vehicle.

Se percibe que el sonido se disipa más rápidamente fuera de la zona de peligro detrás del vehículo.



WANT MORE INFORMATION?

Download the Noise Pollution Solution brochure by scanning with any QR code reader app, or call ECCO Inside Sales

Descargue el folleto sobre solución de la contaminación por ruido escaneando con cualquier aplicación para leer códigos QR o llame a Ventas Internas de ECCO.

Brochure



back-up alarms

alarmas de retroceso



SMART ALARM®

LISTENS ADJUSTS REACTS



Listens
0.4 Seconds



Sounds
0.5 Seconds



Shuts Down
0.1 Seconds

Cycle Repeats

Smart Alarms self-adjust to their environment as they constantly measure ambient noise and adjust their sound level to 5 dB(A) above, creating a volume that is safe without being annoying or contributing to noise pollution. Pure Tone models feature the familiar beep-beep sound of a conventional back-up alarm while Multi-Frequency versions provide a solution to potential noise pollution created by conventional back-up alarms in confined or densely populated work areas. Multi-Frequency alarms maintain a safe warning signal for those in the danger zone of backing vehicles while minimizing disturbance to work-site neighbors by using a range of sound frequencies within a narrow band to emit a warning signal that is more directional and perceived to dissipate quicker than that of a Pure Tone alarm.

Las Smart Alarms, se autoajustan a su ambiente ya que constantemente miden el ruido del entorno y ajustan su nivel de sonido 5 dB por arriba, creando un volumen que es prudente sin ser molesto o que contribuya a la contaminación por ruido. Los modelos de Tono Puro, se caracterizan por el típico beep-beep de una alarma de retroceso convencional mientras que las versiones Multi-Frecuencia dan una solución a la potencial contaminación por ruido creada por las alarmas convencionales en áreas de trabajo confinadas o densamente pobladas. Las alarmas Multi-Frecuencia, mantienen una señal de advertencia segura para aquellos que estén en la zona de peligro de las partes traseras de los vehículos, al tiempo que minimizan las molestias en los sitios de trabajo vecinos usando un rango de frecuencias de sonido dentro de una banda muy reducida para emitir una señal de advertencia que es más direccional y perceptible para disiparse más rápidamente que las alarmas de tono puro.



back-up alarms

alarmas de retroceso

Smart Alarms



SA950
 V 12-24
 dB(A) 82-102
 A 0.4
 X 2 Bolt
 CE, R10, UL, IP65
 2 Year



SA951
 12-48
 77-97
 0.2
 2 Bolt
 CE, R10, UL
 2 Year



SA955
 12-24
 82-102
 0.4
 Grommet
 CE, R10
 2 Year



EA9070 **MULTI**
 FREQUENCY
 SMART RANGE SOUND
 12-24
 87-107
 0.9
 2 Bolt
 SAE J994 Type F, CE, R10, IP66
 ECCOLIFE™



SA940
 V 12-24
 dB(A) 87-112
 A 0.6
 X Grommet
 CE, R10
 ECCOLIFE™



SA901N
 12-24
 82-107
 0.3
 2 Bolt
 CE, R10, UL, IP64
 ECCOLIFE™



SA931N
 12-48
 82-102
 0.2
 2 Bolt
 CE, R10, UL, IP64
 ECCOLIFE™



EA9724 **MULTI**
 FREQUENCY
 SMART RANGE SOUND
 12-24
 77-97
 0.7
 2 Bolt
 SAE J994 Type F, CE, R10, IP64
 ECCOLIFE™



SA980N
 V 36-80
 dB(A) 82-102
 A 0.2
 X 2 Bolt
 CE, R10, UL, IP64
 ECCOLIFE™



SA917N
 12-24
 87-112
 1.5
 2 Bolt
 SAE J994 Type F, CE, R10
 ECCOLIFE™



SA914N
 12-24
 87-112
 1.5
 2 Bolt
 SAE J994 Type F, CE, R10
 ECCOLIFE™



EA9780 **MULTI**
 FREQUENCY
 SMART RANGE SOUND
 36-80
 77-97
 0.8
 2 Bolt
 SAE J994 Type F, CE, R10
 ECCOLIFE™



SA920
 V 12-24
 dB(A) 97-112
 A 0.6
 X 2 Bolt
 CE, R10, IP66
 2 Year



SA115
 12-24
 95-115
 1.2
 2 Bolt
 SAE J994 Type F, CE, R10, IP66
 ECCOLIFE™



SA907N
 12-24
 82-107
 0.5
 2 Bolt
 CE, UL, R10, IP64
 ECCOLIFE™



Android



Apple

Want to hear the multi-frequency sound?
 Download the app.
 ¿Quieres escuchar el sonido de multifrecuencia?
 Descarga la aplicación.



back-up alarms
alarmas de retroceso



MULTI
FREQUENCY™
SHORT RANGE SOUND



Be a Better Neighbor

Commercial vehicle noise pollution is a growing problem, especially in residential areas and densely-populated or confined locations. ECCO's multi-frequency alarms use a range of sound frequencies within a narrow band to emit a warning signal that is perceived to be more directional and to dissipate quicker than a tonal alarm. Keep the peace while complying with OSHA safety standards.

SEA UN MEJOR VECINO La contaminación por ruido causada por los vehículos comerciales es un problema cada vez mayor, especialmente en áreas residenciales y en lugares confinados o densamente poblados. Las alarmas de frecuencia múltiple de ECCO usan una variedad de frecuencias de sonido dentro de una banda pequeña para emitir una señal de advertencia que se percibe de una forma más dirigida y se disipa más rápidamente que una alarma tonal. Quédate tranquilo de que está cumpliendo con los estándares de seguridad de OSHA.



back-up alarms

alarmas de retroceso

Multi-Frequency Alarms

Emits sound at multiple frequencies attenuated above 4000Hz
Emite sonido a múltiples frecuencias atenuada arriba 4000Hz

Compact design and universal mounting maximizes location options
Diseño compacto y montaje universal, que maximiza las opciones de instalación

Encapsulated electronics extend product life
Encapsulamiento de los componentes electrónicos, que prolonga la vida del producto

DIMENSIONS DIMENSIONES

3.2 [82] H x 7.2 [183] W x 4 [102] D (EA7020/7070)
3.1 [78] H x 5.0 [127] W x 2.7 [68] D (EA6100/6110)
2.8 [72] H x 4.0 [102] W x 1.6 [41] D (EA5050/5200/5820/5920)



EA5050
V 12-24
dB(A) 87
A 0.34
X 2 Bolt
⊗ SAE J994 Type D
CE, R10, AMECA
⌚ 2 Year



EA5200
V 12-24
dB(A) 97
A 1.0
X 2 Bolt
⊗ SAE J994 Type C
CE, R10, AMECA
⌚ 2 Year



EA5820
V 12-24
dB(A) 82
A 0.2
X 2 Bolt
⊗ SAE J994 Type F
CE, R10
⌚ 2 Year



EA5920
V 12-24
dB(A) 92
A 0.5
X 2 Bolt
⊗ SAE J994 Type F
CE, R10
⌚ 2 Year



EA6100
V 12-24
dB(A) 97
A 0.7
X 2 Bolt
⊗ SAE J994 Type C
CE, R10
⌚ ECCOLIFE™



EA9724 **SMART ALARM**
V 12-24
dB(A) 77-97
A 0.7
X 2 Bolt
⊗ SAE J994 Type F,
CE, R10
⌚ ECCOLIFE™



EA9780 **SMART ALARM**
V 36-80
dB(A) 77-97
A 0.8
X 2 Bolt
⊗ SAE J994 Type F,
CE, R10
⌚ ECCOLIFE™



EA7070
V 12-24
dB(A) 107
A 0.8
X 2 Bolt
⊗ SAE J994 Type B
CE, R10, AMECA, IP66
⌚ ECCOLIFE™



EA7020
V 12-24
dB(A) 102
A 0.6
X 2 Bolt
⊗ SAE J994 Type F
CE, R10, AMECA, IP66
⌚ ECCOLIFE™



EA9070 **SMART ALARM**
V 12-24
dB(A) 87-107
A 0.9
X 2 Bolt
⊗ SAE J994 Type F,
CE, R10, IP66
⌚ ECCOLIFE™

To listen to a sound sample, download the ECCO Mobile App (see page 104)
Para escuchar una muestra de sonido descargar el ECCO Mobile App (vea la página 104)



back-up alarms

alarmas de retroceso



Compact design and universal mounting maximizes location options
Diseño compacto y montaje universal, que maximiza las opciones de instalación

Stud terminal connection (575 = leadwire)
Conexión para terminales de espárragos (575 = alambre plomo)

Self-grounding (except 575)
Conexión a tierra sin accesorios (excepto 575)

Encapsulated electronics extend product life
Encapsulamiento de los componentes electrónicos, que prolonga la vida del producto

*SRC – Self Resonating Circuitry monitors the frequency of the alarm’s sound output on each cycle and adjusts to the optimum frequency for prevailing conditions. This feature maintains the most effective warning signal possible for the life of the alarm by compensating for speaker aging, temperature and humidity variations, as well as the effect of dust and moisture deposits.

*SRC- El Circuito de Auto Resonancia (CAR), mide la frecuencia de la potencia del sonido de las alarmas en cada ciclo y ajusta a la frecuencia óptima a las condiciones que prevalezcan. Esta característica mantiene la más efectiva señal de advertencia posible durante la vida de la alarma compensando el desgaste de la bocina y las variaciones de temperatura y humedad, así como el efecto de depósitos de polvo y humedad.

DIMENSIONS DIMENSIONES
2.8 [71] H x 4 [102] W x 1.6 [41] D

500 Series



SA950
V 12-24
dB(A) 82-102
A 0.4
X 2 Bolt
CE, R10, UL, IP65
2 Year

505
T SRC*
V 12-24
dB(A) 87
A 0.1
X 2 Bolt
SAE J994 Type D
CE, R10, UL, AMECA, IP65
2 Year

520
T SRC*
V 12-24
dB(A) 97
A 0.2
X 2 Bolt
SAE J994 Type C
CE, R10, UL, AMECA, IP65
2 Year

585
T SRC*
V 12-48
dB(A) 97
A 0.1
X 2 Bolt
SAE J994 Type C
CE, R10, UL, AMECA
2 Year

575
V 12-24
dB(A) 107
A 0.9
X 2 Bolt
SAE J994 Type B
CE, R10, UL
2 Year



SA951
V 12-48
dB(A) 77-97
A 0.2
X 2 Bolt
CE, R10, UL
2 Year

510
T SRC*
V 12
dB(A) 97
A 0.2
X 2 Bolt
SAE J994 Type C
CE, R10, UL, AMECA, IP65
2 Year

530
T SRC*
V 12-24
dB(A) 102
A 1.0
X 2 Bolt
SAE J994 Type F
CE, R10, UL, IP65
2 Year

580
T SRC*
V 12-80
dB(A) 87
A 0.1
X 2 Bolt
SAE J994 Type D
CE, R10, UL, AMECA
2 Year



back-up alarms

alarmas de retroceso

40 Series

Grommet Mount

Directs warning to rear of vehicle
Dirige la advertencia hacia la parte trasera del vehículo

Fits standard 4.5" rear lighting grommet
Compatible con anillos traseros de montaje, de 4,5"

Encapsulated electronics extend product life
Encapsulamiento de los componentes electrónicos, que prolonga la vida del producto



#	SA955	415	435
V	12-24	12-24	12-24
dB(A)	82-102	97	102
A	0.4	0.2	0.3
X	Grommet	Grommet	Grommet
⊗	CE, R10	SAE J994 Type C, CE, R10	SAE J994 Type F, CE, R10
⌚	2 Year	2 Year	2 Year

DIMENSIONS DIMENSIONES
4.1 [104] Diameter x 1.7 [43] D

200 Series

Compact profile
Perfil compacto

Stud terminal connection
Conexión para terminales de espárragos

Encapsulated electronics extend product life
Encapsulamiento de los componentes electrónicos, que prolonga la vida del producto



#	210
V	12
dB(A)	97
A	0.1
X	2 Bolt
⊗	SAE J994 Type C
⌚	2 Year

DIMENSIONS DIMENSIONES
4.5 [114] H x 4.5 [114] W x 1.3 [33] D



back-up alarms
alarmas de retroceso



400 Series
Grommet Mount

Reverse mounted speaker protects against dust, moisture and vibration
Altavoz de montaje inverso, para protegerlo del polvo, la humedad y las vibraciones

Directs warning to rear of vehicle
Dirige la advertencia hacia la parte trasera del vehículo

Fits standard 4.5" rear lighting grommet
Compatible con anillos traseros de montaje, de 4,5"

Encapsulated electronics extend product life
Encapsulamiento de los componentes electrónicos, que prolonga la vida del producto

Life of the vehicle warranty
Garantía por toda la vida del vehículo



#	SA940	410	450
V	12-24	12-36	12-36
dB(A)	87-112	97	112
A	0.6	0.1	0.4
X	Grommet	Grommet	Grommet
⊙	-	SAE J994 Type C, CE, R10	SAE J994 Type A, CE, R10
Ⓢ	CE, R10 ECCOLIFE™	CE, R10 ECCOLIFE™	CE, R10 ECCOLIFE™

DIMENSIONS DIMENSIONES
4.4 [111] Diameter x 2.8 [71] D

600 Series

Reverse mounted speaker protects against dust, moisture and vibration
Altavoz de montaje inverso, para protegerlo del polvo, la humedad y las vibraciones

Designed for demanding applications
Diseñado para aplicaciones exigentes

Encapsulated electronics extend product life
Encapsulamiento de los componentes electrónicos, que prolonga la vida del producto

Life of the vehicle warranty
Garantía por toda la vida del vehículo



#	SA901N	SA931N	SA980N
V	12-24	12-48	36-80
dB(A)	82-107	82-102	82-102
A	0.3	0.2	0.2
X	2 Bolt	2 Bolt	2 Bolt
⊙	CE, R10, UL, IP64	CE, R10, UL, IP64	CE, R10, UL, IP64
Ⓢ	CE, R10, UL, IP64 ECCOLIFE™	CE, R10, UL, IP64 ECCOLIFE™	CE, R10, UL, IP64 ECCOLIFE™

#	610N	630N
V	12-36	12-36
dB(A)	97	107
A	0.4	1.2
X	2 Bolt	2 Bolt
⊙	SAE J994 Type C, CE, R10, UL, AMECA	SAE J994 Type B, CE, R10, UL, AMECA
Ⓢ	CE, R10, UL, AMECA ECCOLIFE™	CE, R10, UL, AMECA ECCOLIFE™

DIMENSIONS DIMENSIONES
3.1 [78] H x 5.0 [127] W





back-up alarms alarmas de retroceso

800 Series

Reverse mounted speaker protects against dust, moisture and vibration
Altavoz de montaje inverso, para protegerlo del polvo, la humedad y las vibraciones

Designed for demanding applications
Diseñado para aplicaciones exigentes

Encapsulated electronics extend product life
Encapsulamiento de los componentes electrónicos, que prolonga la vida del producto

Life of the vehicle warranty
Garantía por toda la vida del vehículo



SMART ALARM
WITH ADAPTS HEALTH

SA907N
V 12-24
dB(A) 82-107
A 0.5
X 2 Bolt
CE, R10, UL, IP64
ECCOLIFE™

SMART ALARM
WITH ADAPTS HEALTH

SA917N
12-24
87-112
1.5
2 Bolt
SAE J994 Type F, CE, R10
ECCOLIFE™

820N
12-36
87/107 Switchable
1.2
2 Bolt
CE, R10, UL
ECCOLIFE™

830N
V 12-36
dB(A) 107
A 1.1
X 2 Bolt
SAE J994 Type B, CE, R10, AMECA
ECCOLIFE™

840N
12-36
97/112 Switchable
1.4
2 Bolt
CE, R10, IP65
ECCOLIFE™

850N
12-36
112
1.3
2 Bolt
SAE J994 Type A, CE, R10, UL, AMECA
ECCOLIFE™

DIMENSIONS DIMENSIONES
4.2 [105] H x 5.7 [146] W x 3.1 [79] D

As above, plus bracket including popular OEM mounting pattern
Como se indicó anteriormente, y adicionalmente un soporte de patrón común de montaje de los fabricantes OEM



SMART ALARM
WITH ADAPTS HEALTH

SA914N
V 12-24
dB(A) 87-112
A 1.5
X 2 Bolt
SAE J994 Type F, CE, R10
ECCOLIFE™

872N
12-36
97/112 Switchable
1.4
2 Bolt
CE, R10
ECCOLIFE™

876N
12-36
112
1.3
2 Bolt
SAE J994 Type A, CE, R10, UL, AMECA
ECCOLIFE™

DIMENSIONS DIMENSIONES
4.2 [105] H x 7.1 [180] W x 3.1 [78] D



back-up alarms
alarmas de retroceso



700 Series

OEM popular design

Diseño usado ampliamente por los fabricantes OEM

SA920 includes protective grille

El modelo SA920 incluye una rejilla de protección

Encapsulated electronics extend product life

Encapsulamiento de los componentes electrónicos, que prolonga la vida del producto



#	SA920	777
V	12-24	12-24
dB(A)	97-112	97/107/112 Switchable
A	0.6	0.8
X	2 Bolt	2 Bolt
⊙	CE, R10, IP66	SAE J994 Type A, B, C, CE, R10, IP66
⌚	2 Year	2 Year

DIMENSIONS DIMENSIONES

3.3 [84] H x 7.1 [181] W x 4 [102] D



SA115

Advanced microcontroller electronics ensure consistent, high-output operation
Electrónica avanzada de microcontroladores asegurar la operación salida consistente alta

Smart Alarm technology adjusts output to 5dB above surrounding noise
Tecnología Smart Alarm ajusta la salida a 5dB por encima del ruido circundante

Meets OEM design for rugged off-highway applications
Cumple diseño OEM para aplicaciones fuera de carretera rugoso

Compatible with EMC systems due to low-radiated emissions
Compatible con los sistemas de EMC debido a las emisiones radiadas bajas

Compatible with EMC systems due to low-radiated emissions
Compatible con los sistemas de EMC debido a las emisiones radiadas bajas

Compatible with EMC systems due to low-radiated emissions
Compatible con los sistemas de EMC debido a las emisiones radiadas bajas

Encapsulated electronics extend product life

Encapsulamiento de los componentes electrónicos, que prolonga la vida del producto



#	SA115
V	12-24
dB(A)	95-115
A	1.2
X	2 Bolt
⊙	SAE J994 Type F, CE, R10, IP66
⌚	ECCOLIFE™

DIMENSIONS DIMENSIONES

3.2 [82] H x 7.2 [183] W x 4 [102] D



warning alarms, sensors & switches

alarmas de advertencia, sensores e interruptores

Audible Signal Devices

Panel mount 1.25" hole
Montaje en panel, orificio de 1,25"

Piezo electronics
Componentes electrónicos de pieza

Encapsulated electronics extend product life
Encapsulamiento de los componentes electrónicos, que prolonga la vida del producto



201120
T Fast Pulse
Pulso rápido
V 12-48
dB(A) 80
A 0.1
UL
6 Month



202120
T Slow Pulse
Pulso lento
V 12-48
dB(A) 80
A 0.1
-
6 Month



204120
T Dual Mode
Modo doble
V 12-48
dB(A) 80
A 0.1
6 Month



208120
T Loud Continuous
Continuo de alto volumen
V 12-36
dB(A) 86
A 0.1
6 Month



209120-E
T Continuous
Continuo
V 12-48
dB(A) 80
A 0.1
UL
6 Month

DIMENSIONS DIMENSIONES
1.3 [33] H x 1.7 [43] Diameter
1.8 [45] H including terminals

Warning Alarms



CT530-2LDW
T Constant Tone
Tono constante
V 12-24
dB(A) 102
A 0.5
2 Bolt
CE, R10, UL, IP64
2 Year



FH575
T Forward Horn
Bocina hacia adelante
V 12
dB(A) 107
A 0.5
2 Bolt
SAE J1105 Type L
CE, R10, UL
2 Year



FH577
T Forward Horn
Bocina hacia adelante
V 24-48
dB(A) 107
A 1.2
2 Bolt
CE, R10, UL
2 Year



DT500
T Dual Tone
Tono doble
V 12-24
dB(A) 97
A 0.5
2 Bolt
CE, R10, IP65
2 Year



DT500FP-LWC
T Dual Tone
Tono doble
V 12-24
dB(A) 102 Fast Pulse
A 0.9
2 Bolt
CE, R10, UL, IP64
2 Year



DF532
T Dual Function
Función doble
V 12-24
dB(A) 102 Back-Up, 102 Dual Tone
A 0.3
2 Bolt
SAE J994 Type F, CE, R10, IP64
2 Year

DIMENSIONS DIMENSIONES
2.8 [72] H x 4.0 [102] W x 1.7 [44] D

Alarm Activation



DS-1500
T Drive Line Sensor
Sensor de línea de mando
V 5.0
A 1 Year



SW30
T 360°
V 12-80
A 10.0
1 Year



SW15
T 360°
V 12-80
A 10.0
1 Year



SW10
T Single Direction
Dirección única
V 12-24
A 0.5
1 Year

GemineyeTM
WIRELESS CAMERA SYSTEM



No Wire, No Wasted Time

Get the quality and functionality of wired systems with ECCO's EC5605-WK wireless reversing camera system. Stop wasting time hard-wiring camera systems, and start seeing clearly with our wireless cameras.

SIN CABLES, SIN PÉRDIDA DE TIEMPO. Tener la calidad y funcionalidad de los sistemas cableados con el Sistema de Cámara de Retroceso Sin Cables EC5605-WK de ECCO. Olvidate de pérdida de tiempo con los sistemas cableados y empieza a ver más claramente con nuestras cámaras sin cables.



camera systems

sistemas de cámaras



Gemineye™
WIRELESS CAMERA SYSTEM

EC5605-WK

5.6" LCD Color Wireless System

2.4 GHz digital wireless system
Sistema digital inalámbrico de 2.4 GHz

Touchscreen menu control
Menu de control con pantalla al tacto

CMOS 11 LED infrared camera
Cámara infrarroja de 11 diodos LED



Includes monitor sunshade
Incluye protector de pantalla

Four camera expandable
Ampliable a cuatro cámaras

One year warranty
Uno año de garantía

COMPONENTS

COMPONENTES

-  EC5605-WM
-  EC2014-WC

See pages 124-127 for expansion options.
Consulte las páginas 124-127 para opciones de expansión.

ACCESSORIES & REPLACEMENT PARTS

ACCESORIOS Y PIEZAS REPLACEMENT

- ECANTE-R** Remote Antenna (3M Cable)
Antena remota (3M Cable)
- ECANTE** Replacement Antenna
Antena de reemplazo
- PC1.8Y-W** Wire Harness
Arnés de alambre



camera systems
sistemas de cámaras



GemineyeTM
CAMERA SYSTEM

EC5603-K 5.6" LCD Color System

Touchscreen menu control
Menú de control con pantalla al tacto

CMOS 11 LED infrared camera
Cámara infrarroja de 11 diodos LED

Includes monitor sunshade
Incluye protector de pantalla

Three camera expandable
Ampliable a tres cámaras

One year warranty
Uno año de garantía

COMPONENTS COMPONENTES

 EC5603-M

 EC2014-C

 ECTC20-4
(20m/65')

EXPANSION OPTIONS OPCIONES DE AMPLIACIÓN

-

Any current ECCO camera

ECTC5-4 (5m/16'), ECTC10-4
(10m/32'), ECTC20-4 (20m/65')

See pages 124-127 for expansion options.
Consulte las páginas 124-127 para opciones de expansión.

ACCESSORIES & REPLACEMENT PARTS ACCESORIOS Y PIEZAS REPLACEMENT

PC1.8Y-4 Wire Harness
Arnés de alambre



EC5604-SK
5.6" LCD Color
Reversing Sensor System

Integrated ultrasonic proximity sensors
Sensores ultrasónicos de proximidad integrados

CMOS 11 LED infrared camera
Cámara infrarroja de 11 diodos LED





Three camera expandable
Ampliable a tres cámaras

One year warranty
Uno año de garantía



COMPONENTS

COMPONENTES

-  EC5603-M
-  EC2014-C
-  ECTC20-4 (20m/65')
-  EC1004-SK (4 sensors/speaker)

EXPANSION OPTIONS

OPCIONES DE AMPLIACIÓN

-
- Any current ECCO camera
- ECTC5-4 (5m/16'), ECTC10-4 (10m/32'), ECTC20-4 (20m/65')
-

See pages 124-127 for expansion options.
Consulte las páginas 124-127 para opciones de expansión.



camera systems
sistemas de cámaras



GemineyeTM
CAMERA SYSTEM

EC7000-QK

7" Quad View LCD Color System

Quad view, split screen
Vista cuádruple, pantalla dividida

CMOS 11 LED infrared camera
Cámara infrarroja de 11 diodos LED

Four camera expandable
Ampliable a cuatro cámaras

One year warranty
Uno año de garantía

COMPONENTS

COMPONENTES

EC7000-QM

EC2014-C

ECTC20-4
(20m/65')

EXPANSION OPTIONS

OPCIONES DE AMPLIACIÓN

-

Any current ECCO camera

ECTC5-4 (5m/16'), ECTC10-4
(10m/32'), ECTC20-4 (20m/65')

See pages 124-127 for expansion options.
Consulte las páginas 124-127 para opciones de expansión.

ACCESSORIES & REPLACEMENT PARTS

ACCESORIOS Y PIEZAS REPLACEMENT

PCY-EC7000-QM Wire Harness
Arnés de alambre



camera systems
sistemas de cámaras

EC7003-K
7.0" LCD Color System

Touchscreen menu control
Menú de control con pantalla al tacto

CMOS 11 LED infrared camera
Cámara infrarroja de 11 diodos LED

Includes monitor sunshade
Incluye protector de pantalla

Three camera expandable
Ampliable a tres cámaras

One year warranty
Uno año de garantía

COMPONENTS
COMPONENTES

EC7003-M

EC2014-C

ECTC20-4
(20m/65')

EXPANSION OPTIONS
OPCIONES DE AMPLIACIÓN

-
Any current ECCO camera
ECTC5-4 (5m/16'), ECTC10-4
(10m/32'), ECTC20-4 (20m/65')



GemineyeTM
CAMERA SYSTEM

See pages 124-127 for expansion options.
Consulte las páginas 124-127 para opciones de expansión.

ACCESSORIES & REPLACEMENT PARTS
ACCESORIOS Y PIEZAS REPLACEMENT

PC1.8Y-4 Wire Harness
Arnés de alambre

EC7004-SK
7.0" LCD Color
Reversing Sensor System

Widescreen monitor
Monitor panorámico

Integrated ultrasonic proximity sensors
Sensores de proximidad ultrasónicos integrados

CMOS 11 LED infrared camera
Cámara infrarroja de 11 diodos LED

Three camera expandable
Ampliable a tres cámaras

One year warranty
Uno año de garantía

COMPONENTS
COMPONENTES

EC7003-M

EC2014-C

ECTC20-4 (20m/65')

EC1004-SK
(4 sensors/speaker)

EXPANSION OPTIONS
OPCIONES DE AMPLIACIÓN

-
Any current ECCO camera
ECTC5-4 (5m/16'), ECTC10-4 (10m/32'),
ECTC20-4 (20m/65')



GemineyeTM
CAMERA SYSTEM

See pages 124-127 for expansion options.
Consulte las páginas 124-127 para opciones de expansión.

Requires ECADPT-4 adapter
Requiere de adaptador ECADPT-4



camera systems
sistemas de cámaras



K7000B 7.0" LCD Color System

CMOS 18 LED infrared camera
Cámara infrarroja de 18 diodos LED

Includes monitor sunshade
Incluye protector de pantalla

Two camera expandable
Ampliable a dos cámaras

One year warranty
Uno año de garantía

COMPONENTS COMPONENTES

 M7000B

 C2013B

 ECTC20-4
(20m/65')

EXPANSION OPTIONS OPCIONES DE AMPLIACIÓN

-

Any current ECCO camera

ECTC5-4 (5m/16'), ECTC10-4
(10m/32'), ECTC20-4 (20m/65')

See pages 124-127 for expansion options.
Consulte las páginas 124-127 para opciones de expansión.

EC4200-K

4.3" LCD Color Mirror System

Non-commercial applications
Aplicaciones que no son comerciales

Mirror integrated monitor
Espejo monitor integrado

Flush mount CMOS 10 LED infrared camera
Cámara de montaje empotrado infrarrojos CMOS de 10 diodos LED

Two camera expandable
Ampliable a cuatro cámaras

One year warranty
Uno año de garantía

COMPONENTS COMPONENTES

 EC4204-M

 EC2015-C

 ECTC20-4

EXPANSION OPTIONS OPCIONES DE AMPLIACIÓN

-

Any current ECCO camera

ECTC5-4 (5m/16'), ECTC10-4 (10m/32'),
ECTC20-4 (20m/65')



GemineyeTM
CAMERA SYSTEM

See pages 124-127 for expansion options.
Consulte las páginas 124-127 para opciones de expansión.

EC4204-SK

4.3" LCD Color Mirror Reversing Sensor System

Non-commercial applications
Aplicaciones no comerciales

Mirror integrated monitor
Monitor integrado al espejo

Integrated ultrasonic proximity sensors
Sensores ultrasónicos de proximidad integrados

Flush mount CMOS 10 LED infrared camera
Cámara de montaje empotrado infrarrojos CMOS de 10 diodos LED


Two camera expandable
Ampliable a dos cámaras


One year warranty
Uno año de garantía

COMPONENTS COMPONENTES

 EC4204-M

 EC2015-C

 ECTC20-4 (20m/65')

 EC1004-SK
(4 sensors/speaker)

EXPANSION OPTIONS OPCIONES DE AMPLIACIÓN

-

Any current ECCO camera

ECTC5-4 (5m/16'), ECTC10-4 (10m/32'),
ECTC20-4 (20m/65')



GemineyeTM
CAMERA SYSTEM

See pages 124-127 for expansion options.
Consulte las páginas 124-127 para opciones de expansión.



camera systems monitors
sistemas de cámaras monitores



EC4204-M

EC5603-M

EC5605-WM

approvals
aprobaciones

FCC, CE, RoHS

FCC, CE, R10, C-Tick, RoHS

FCC, CE, R10, RoHS

internal controller
controlador interno

Yes

Yes

Yes

color
color

Yes

Yes

Yes

voltage
voltaje

12-24

12-24

12-24

power consumption (watts)
consumo de electricidad (watts)

4.6

5

8

audio
audio

Yes

Yes

Yes

day / night light sensor
sensor lumínico de día/noche

Yes

Yes

Yes

dimensions
dimensiones

11.03" x 3.6" x 1.2"

6.32" x 4.52" x 1.06"

6.32" x 4.51" x 1.06"

weight
peso

1.32 lbs

2.67 lbs

2.87 lbs

temperature (F°)
temperatura (F°)

-4 to +158

-4 to +158

-4 to +158

screen size
tamaño de la pantalla

4.3"

5.6"

5.6"

quad view
vista cuádruple

-

-

-

DVR compatible
compatible con videograbadoras digitales

-

-

-

mirror image
imagen especular

Yes

Yes

Yes

remote control
control remoto

Yes

Yes

Yes

sunshade
parasol

No

Yes

Yes

weatherproof
protección contra la intemperie

-

-

-

max cameras
cámaras, cantidad máxima

2

3

4

4 pin camera connection
4 pasador cámara conexión

Yes

Yes

-



camera systems monitors
 sistemas de cámaras monitores



EC7003-M

FCC, CE, R10, C-Tick, RoHS

Yes

Yes

12-24

6

Yes

Yes

8.4" x 6" x 2.8"

3.3 lbs

-4 to +158

7.0"

-

-

Yes

Yes

Yes

-

3

Yes



EC7000-QM

FCC, CE, RoHS

Yes

Yes

12-24

6.4

Yes

Yes

8.4" x 6" x 2.8"

3.3 lbs

-22 to +158

7.0"

Yes

-

Yes

Yes

Yes

-

4

Yes



M7000B

CE, RoHS

Yes

Yes

12-24

5

-

Yes

6.85" x 4.49" x 0.94"

0.88 lbs

-4 to +158

7.0"

-

-

Yes

-

Yes

-

2

Yes



camera systems cameras
sistemas de cámaras cámaras



	EC2014-C	EC2014-WC	C2013B	EC2024-C
approvals aprobaciones	IP69K, FCC, CE, R10, C-Tick, RoHS	IP69K, FCC, CE, R10, RoHS	IP69K, FCC, CE, RoHS	IP69K, FCC, CE, R10, RoHS
color color	Yes	Yes	Yes	Yes
black & white blanco y negro	-	-	-	-
power consumption (watts) consumo de electricidad (watts)	3	.25	1	2.5
microphone micrófono	Yes	Yes	-	Yes
day / night light sensor sensor lumínico de día/noche	Yes	Yes	Yes	Yes
dimensions dimensiones	2.87" x 2.99" x 2.60"	2.87" x 2.99" x 2.98"	2.92" x 3.01" x 2.62"	3.6" x 2.7" x 2.5"
weight peso	0.74 lbs	0.89 lbs	0.6 lbs	0.82 lbs
temperature (F°) temperatura (F°)	-22 to +158	-4 to +158	-22 to +158	-22 to +158
lens angle ángulo del cristal	120°	120°	120°	120°
lens size tamaño del cristal	1/3"	1/3"	1/4"	1/10"
infrared LEDs diodos LED infrarrojos	11	11	18	18
mechanical vibration vibraciones mecánicas	10G	10G	8G	10G
4 pin camera connection 4 pasador cámara conexión	Yes*	-	Yes*	Yes*

*threaded connection
*conexión roscada

Kits include a short Y-type wiring harness. An additional camera and transmission cable (ECTC20-4) are required to expand the kit to two cameras. El kits incluyen un conector corto tipo Y. Se requieren una cámara y un cable de transmisión (ECTC20-4) para expandir el kit a dos cámaras.



camera systems cameras
 sistemas de cámaras cámaras



EC2023-C

IP69K, FCC, CE, R10, RoHS

Yes

-

1.3

Yes

Yes

2.3" x 2.6" x 2.1"

0.51 lbs

-22 to +158

120°

1/10"

6

10G

Yes*



EC2022-C

IP69K, FCC, CE, R10, C-Tick, RoHS

Yes

-

1.3

-

Yes

12.3" x 6.3" x 1.2"

0.73 lbs

-22 to +158

150°

3/5"

4

10G

Yes*



EC2015-C

IP67, FCC, CE, RoHS

Yes

-

< 1

No

Yes

1.69" x 1.24" x 1.1"

0.14 lbs

-22 to +158

120°

-

10

-

Yes*



EC2020-C

IP69, RoHS

Yes

-

2

-

-

0.9" x 0.9" x 0.9"

0.11 lbs

-22 to +158

170°

3/5"

-

10G

Yes*



EC2021-C

IP69, RoHS

Yes

-

2

-

-

0.6" diameter

0.09 lbs

-22 to +158

170°

3/5"

18

10G

Yes*



camera systems accessories

sistemas de cámaras accesorios

Wireless Modules

módulos inalámbricos



ECANTE-R
Remote antenna (3M cable)
Antena remota (3M cable)
Used with EC5605-WK



ECANTE
Replacement antenna
Antena de reemplazo
Used with EC1000-WMK,
EC5605-WM, EC2014-WC



EC1000-WMK
12-24V, 5A
IP69K, -4° to +140° F
0.75 lbs
4.13" x 4.10" x 1.01"
Converts EC5603-K &
EC7003-K to wireless
Convierte los sistemas EC5603-K y
EC7003-K a inalámbricos

Monitor Mounting

montaje monitores



MB01
Adhesive adhesivo
5.0", 5.6" and 7.0"



MB03
3 Bolt tornillo 3
5.6" and 7.0"

Sensor Kit Components

los componentes del kit sensor



EC1004-SK
Reversing sensor system
sistema de sensor de marcha atrás
Kit includes all components:
EC-CB04, EC1005, EC-RS04 & PC-1004
(or order individually)



EC-CB04
Control box
caja de control
Used with EC4204-SK, EC5604-SK,
EC7004-SK & EC1004-SK



EC-RS04
4 Sensors
4 sensors
Used with EC4204-SK, EC5604-SK,
EC7004-SK & EC1004-SK



EC1005
Speaker
altavoz
Used with EC4204-SK, EC5604-SK,
EC7004-SK & EC1004-SK



PC-1004
Power cable
cable de alimentación
Used with EC4204-SK, EC5604-SK,
EC7004-SK & EC1004-SK

Cables

cables

CAMERA TRANSMISSION CABLES



ECTC5-4 5m/16' (4 pin)
ECTC10-4 10m/32' (4 pin)
ECTC20-4 20m/65' (4 pin)
For use with any current ECCO camera



TC05 5m/16' (4 pin)
TC10 10m/32' (4 pin)
For use with S-Video pin layout



TC15 15m/49' (4 pin)
TC20 20m/65' (4 pin)
For use with S-Video pin layout



ECTT-10-01 10m/32' (1 camera)
ECTT-10-02 10m/32' (2 camera)
ECTT-20-01 20m/65' (1 camera)
ECTT-20-02 20m/65' (2 camera)
For use with any current ECCO camera

Kits include a short Y-type wiring harness. An additional camera and transmission cable (ECTC20-4) are required to expand the kit to multiple cameras.

El kits incluyen un conector corto tipo Y. Se requieren una cámara y un cable de transmisión (ECTC20-4) para expandir el kit a múltiples cámaras.

Tractor to trailer socket connector
(7 to 4 pin monitor to curly = 5m/16')

POWER / TRIGGER / TRANSMISSION HARNESSSES



PC1.8Y-4
6'7" (Female 8)
Used with EC5605-WM monitor



PCY-M7000B
5' (Male 4 / Male 9)
Used with M7000B monitor



PC1.8Y-4
6' (Male 4 / Female 13)
Used with EC5603-M, EC7003-M monitors



PCY-EC7000-QM
3' (Male 4 / Female 22)
Used with EC7000-QM monitor



camera systems accessories

sistemas de cámaras accesorios

Adapters

adaptadores



ADPT-07
S-video to VHS (S = Female 4 / VHS = Male 4) - 5"



ADPT-08
S-video to VHS (S = Female 4 / VHS = Male 4) - 5"



ADPT-09
S-video to VHS (S = Female 4 / VHS = Male 6) - 5"



ECADPT-1
4 Pin Male Threaded to 4 Pin Female VHS



ECADPT-2
4 Pin Female Threaded to 4 Pin Male S-Video



ECADPT-3
4 Pin Male Threaded to 4 Pin Female Threaded

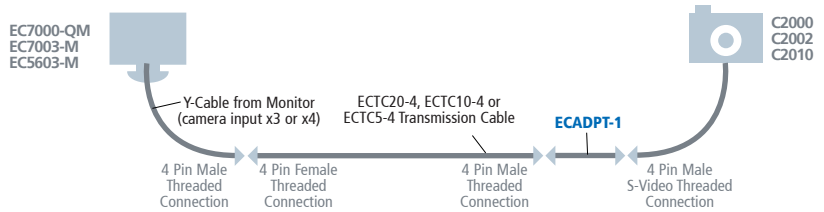


ECADPT-4
4 Pin Female S-Video to 4 Pin Male Threaded

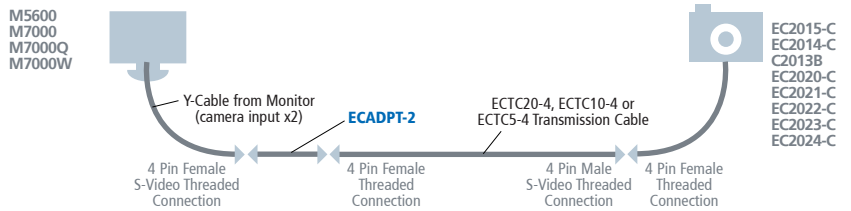
Legacy Camera Adapter Applications

aplicación de adaptación

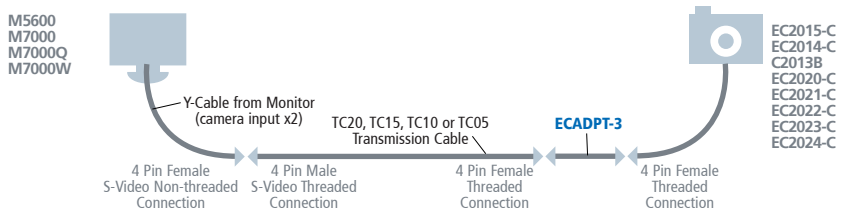
ECADPT-1



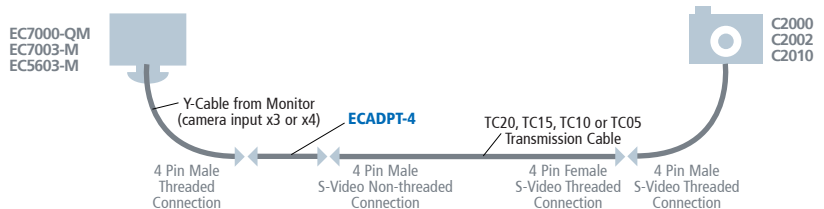
ECADPT-2



ECADPT-3



ECADPT-4





accessories
accesorios

Beacon Lenses
 cristales de balizas



7960 Series
 R7960LA - Amber
 R7960LB - Blue
 R7960LC - Clear
 R7960LG - Green
 R7960LR - Red



7100 Series
 R7160LA - Amber
 R7160LB - Blue
 R7160LC - Clear
 R7160LG - Green
 R7160LR - Red



**7900/6900/6700/6600
 6500/6500 J-Bolt Series**
 R6050LA - Amber
 R6050LB - Blue
 R6050LC - Clear
 R6050LG - Green
 R6050LR - Red



**7900/6900/6700/6600
 6500/6500 J-Bolt Series**
 R6070LA - Amber
 R6070LB - Blue
 R6070LC - Clear
 R6070LG - Green
 R6070LR - Red



6410 / 6465
 R6400LA - Amber
 R6400LB - Blue
 R6400LC - Clear
 R6400LG - Green
 R6400LR - Red



6200 Series Strobe
 R6220LA - Amber
 R6220LB - Blue
 R6220LC - Clear
 R6220LG - Green
 R6220LR - Red



6200 Series LED
 R6260LA - Amber
 R6260LB - Blue
 R6260LC - Clear
 R6260LR - Red



5800 Series
 R5810LA - Amber
 R5810LB - Blue
 R5810LR - Red



5800 Series
 R5840LA - Amber

Minibar Domes / Lenses
 domos / cristales de minibarras



60 Series - 22" Lens
5135/5150 - 15"
 R5150LA - Amber
 R5150LB - Blue
 R5150LC - Clear
 R5150LR - Red



70 Series - 22" Lens
5315/5350 - 15"
 R6050LA - Amber
 R6050LB - Blue
 R6050LC - Clear
 R6050LR - Red



70 Series - 22" Filter
5315/5350 - 15"
 A5000FA - Amber
 A5000FB - Blue
 A5000FR - Red



60 Series - 22" Dome
 R5101LA - Amber
 R5101LB - Blue
 R5101LC - Clear
 R5101LR - Red



5135/5150 - 15"
 R5100LA - Amber
 R5100LB - Blue
 R5100LC - Clear
 R5100LR - Red



70 Series - 22" Dome
 R5400LA - Amber
 R5400LB - Blue
 R5400LC - Clear
 R5400LR - Red



5315/5350 - 15"
 R5300LA - Amber
 R5300LB - Blue
 R5300LC - Clear
 R5300LR - Red



5580/5585 15" Dome
 R5500LA - Amber
 R5500LC - Clear



5590 15" Dome
 R5590LA - Amber
 R5590LC - Clear




5587/5597 15" Dome
 EZ5507LA - Amber
 EZ5507LC - Clear



Lightbar Domes

R209-902C



ER0004



R309-902C



R159-901C



R209-907C



R109-901C



ER0003



R109-904C



EZ2116C



EZ21L22C



10 Series - All Models

R109-901X - End Upper
R209-902C - End Lower
R109-904X - Center Upper Short
R209-905C - Center Lower Short
R109-906X - Center Upper Long
R209-907C - Center Lower Long

12 Series - All Models

ER0003 - End, 24" Clear
ER0004 - Center, 6" Clear

15 Series - All Models

R159-901X - End Upper
R309-902C - End Lower
R109-904X - Center Upper Short
R209-905C - Center Lower Short
R109-906X - Center Upper Long
R209-907C - Center Lower Long
[36"/0.91m Models](#)
R159-901X - End Upper
R309-902C - End Lower
R109-906X - Center Upper
R209-907C - Center Lower

21 Series - All Models

EZ2101C - Lower End Lens
EZ2108C - Lower Center, Short
EZ2111C - Lower Center, Med
EZ2116C - Lower Center, Long
EZ2127UX - Upper End Lens
EZ2127U8X - Upper Center, Short
EZ2127U11X - Upper Center, Med
EZ2127U16X - Upper Center, Long
EZ2127U22X - 22" Upper Lens
EZ21L22C - 22" Lower Lens

27 Series - All Models

EZ2701C - Lower End Lens
EZ2708C - Lower Center, Short
EZ2711C - Lower Center, Med
EZ2127UX - Upper End Lens
EZ2127U8X - Upper Center, Short
EZ2127U11X - Upper Center, Med
EZ2127U16X - Upper Center, Long
EZ2127U22X - 22" Upper Lens
EZ27L22C - 22" Lower Lens

60 Series

[36"/0.91m Models](#)

R5103LX - 11.4"/290mm End
R5102LX - 12.9"/327mm Center

[48"/1.2m Models](#)

R5105LX - 10.4"/264mm End
R5108LX - 12"/305mm End
R5110LX - 17.4"/441mm End
R5104LX - 8.8"/224mm Mid
R5107LX - 6"/154mm Mid
R5102LX - 12.9"/327mm Center
R5104LX - 8.8"/224mm Center

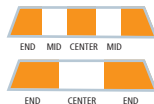
[54"/1.37m Models](#)

R5111LX - 20.3"/517mm End
R5114LX - 14.2"/361mm End
R5115LX - 11"/280mm End
R5107LX - 6"/154mm Mid
R5102LX - 12.9"/327mm Center
R5109LX - 18.9"/479mm Center

[60"/1.5m Models](#)

R5111LX - 20.3"/517mm End
R5112LX - 17.9"/455mm End
R5107LX - 6"/154mm Mid
R5106LX - 11.3"/288mm Center
R5109LX - 18.9"/479mm Center

Dome Key



10/15/60 Series: Replace X in part number with desired color: A=Amber, B=Blue, C=Clear, G=Green, R=Red
Reemplaza la "X" por A (ámbar), B (azul), C (transparente), G (verde), R (rojo)

21/27 Series: Replace X in part number with desired color: A=Amber, B = Blue, BLK=Black, C=Clear, R=Red
Reemplaza la "X" por A (ámbar), B (azul), BLK (negro), C (transparente), R (rojo)



accessories

accesorios

Light Source Components

componentes de fuente de luz



EZ1401X - Module
DropLock directional LED module (A, B, C, G, R)
Used with 14 Series



EZ1402X - Module
DropLock 360° beacon LED module (A, B, C, G, R)
Used with 14 Series



EZ1403AL - Module
DropLock alley light LED module
Used with 14 Series



EZ1403WL - Module
DropLock worklamp LED module
Used with 14 Series



EZ1404 - Module
DropLock stop-tail-indicator LED module
Used with 14 Series



EZ1411-XX - Module
DropLock center illumination LED module (A, B, C, G, R)
Used with 14 Series



EZ1414 - Safety Director
Safety Director LED
Used with 14 Series



EZ21IF3X - Module
Front/rear TR3 LED module - independent flashing (A, B, G, R, W)
Used with 21 Series



EZ21IF4X - Module
Front/rear TR4 LED module - independent flashing (A, B, G, R, W)
Used with 21 Series



EZ21IF6X - Module
Corner TR6 LED module - independent flashing (A, B, G, R, W)
Used with 21 Series



EZ21IF9X - Module
Corner TR9 LED module - independent flashing (A, B, G, R, W)
Used with 21 Series



EZ21CC3X - Module
Front/rear TR3 LED module - centrally controlled (A, B, G, R, W)
Used with 21 Series



EZ21CC4X - Module
Front/rear TR4 LED module - centrally controlled (A, B, G, R, W)
Used with 21 Series



EZ21CC6X - Module
Corner TR6 LED module - centrally controlled (A, B, G, R, W)
Used with 21 Series



EZ21CC9X - Module
Corner TR9 LED module - centrally controlled (A, B, G, R, W)
Used with 21 Series



EZ21CC18XX - Module
Front/rear TR18 LED module - centrally controlled (AB, AW, BW, RB, RW)
Used with 21 Series



EZ2127WL - Module
Alley/Worklamp TR3 LED module
Used with 21, 27 (worklamp only) Series



EZ2127STT
Stop-Tail-Turn LED module (pair)
Used with 21, 27 Series



EZ27IF3X - Module
Front/rear REF3 LED module - independent flashing (A, B, R, W)
Used with 27 Series



EZ27IF3SX - Module
Front/rear REF3 LED module - steady burn (A, B, R, W)
Used with 27 Series



EZ27IF8X - Module
Front/rear REF8 LED module - independent flashing (A, B, R, W)
Used with 27 Series



EZ27IF8SX - Module
Front/rear REF8 LED module - steady burn (A, B, R, W)
Used with 27 Series



EZ27IF12X - Module
Front/rear REF12 LED module - independent flashing (A, B, R, W)
Used with 27 Series



EZ27CC3X - Module
Front/rear REF3 LED module - centrally controlled (A, B, R, W)
Used with 27 Series



EZ27CC8X - Module
Front/rear REF8 LED module - centrally controlled (A, B, R, W)
Used with 27 Series



EZ27CC12X - Module
Front/rear REF12 LED module - centrally controlled (A, B, R, W)
Used with 27 Series



EZ27CC22XX - Module
Front/rear REF22 LED module - centrally controlled (AB, AW, BW, RB, RW)
Used with 27 Series



EZ2700AL - Module
Alley LED module
Used with 27 Series



EZ2127DOT - Module
DOT Strip LED module
Used with 21, 27 Series



accessories

accesorios



A109-924X - Module
Front/rear TIR module w/pigtail
(A, B, C, R)
Used with 10 & 15 Series



A159-938X - Module
Corner TIR module w/pigtail
(A, B, C, R)
Used with 10 & 15 Series



EZ0001X - Module
Front/rear reflective module
(A, B, C, R)
Used with 10 & 15 Series



EZ0002X - Module
Corner reflective module
(A, B, C, R)
Used with 10 & 15 Series



EZ0003 - Module
Worklamp/alley light (pair)
Used with 12 Series



EZ0005 - Module
Stop-Tail-Indicator (pair)
Used with 12 Series



EZ0007X - Module
Front/rear module (A, B, C, G, R)
Used with 12 Series



EZ1290X - Module
Rear module (A, B, C, G, R)
Used with 12 Series



R109-924X - Module
Front/rear TIR module (A, B, C, R)
Used with 10 & 15 Series



R159-938X - Module
Corner TIR module (A, B, C, R)
Used with 10 & 15 Series



R109-938X - Module
Corner TIR Cluster (A, B, C, R)
Used with 10 Series



ER3300X - Module
Safety Director (A, B, C, R)
Used with ED3315



R5015MGA - Assembly
Motor gear rotator 12V
Used with 5315 Series



R5101RA - Assembly
Belt drive rotator 12V
Used with 5135



R5800RA - Assembly
Belt drive rotator 12V
Used with 5800 Series



R6004RA - Assembly
Belt drive rotator 12V
Used with 60 Series



R6004STT - Assembly
Stop-Tail-Indicator lamp
Used with 60 Series



R6002WL - Assembly
Worklamp
Used with 60 Series



R5100RF
Rotator belt/reflector
Used with R5101RA, R5800RA,
R6004RA, 5135, 5800 &
60 Series rotators



R5300RF
Rotator reflector
Used with R5015MGA &
5315 Series rotators



A5000FX
Rotator filter (A, B, R)
Used with R5015MGA & 5315 Series



R5101B / R5801B
Rotator belt/reflector
R5101B used with R5101RA, R6004RA,
5135 & 60 Series rotators
R5801B used with R5800RA & 5800 Series



R6501FT - Flashtube
Helical (360° strobes)
Used with 5150, 5350, 6500, 6600, 6700,
6900 & 60 Series 360° strobes



R9000FT - Flashtube
Helical (directional strobes)
Used with 60 Series directional strobes



R6410FT - Flashtube
'U' (industrial 360° strobe)
Used with 6410



R6200FT - Flashtube
Linear (industrial 360° strobe)
Used with 6220, 6225 & 6226



R5812BH - Bulb
Halogen 12V H1
Used with 5135, 5800, 60 Series
rotators



R5012BH - Bulb
Halogen 12V Bayonet
Used with 5315 Series rotators &
60 Series directional halogens



R5024BH - Bulb
Halogen 24V Bayonet
Used with 5315 Series rotators



E94001 - Bulb
H3 Bulb 12V, 55W
E94002 - Bulb
H3 Bulb 24V, 70W
Used with halogen worklamps



accessories
accesorios

Switches & Controls

control y interruptores



EZ1405
Lightbar controller
Used with 14 Series



EZ1415
Lightbar controller
suction cup mount
Used with 14 Series Controller



EZ2127ASCC
Lightbar controller - for
centrally controlled modules
Used with 21, 27 Series



EZ2127ASIF
Lightbar controller - for
independent flashing modules
Used with 21, 27 Series



EZ0006
Lightbar controller
Used with 12 Series



3410CB
Safety Director controller
Used with 3410, ED3315



ED3307CB
Safety Director Arrow controller
Used with ED3307A, ED3307SA



RM4DIRC
Built-in Safety Director
Controller (LED/Halogen)
Used with 10, 15 Series



EZ2127SB
Switch box - 3 level slide,
6 switch 12V
Used with 21, 27 Series



A9000
Switchbox - 6 switch 12V



A9891
Illuminated 12V-Amber-SPST



A9893
Switch panel - single slot
(excludes switch)
Used with A9891 / A9892



A9904
Bracket mounting kit
Used with A9901 / A9902 / A9903



A9905SW
On/off & flash pattern switches
Used with multiple pattern LEDs



A9660SW
Remote strobe switch
Used with 9660 Series



A9901
Illuminated 12V



A9902
Bracket - end section
Used with A9901



A9903
Bracket - center section
Used with A9901



EZ2127PC
Photo cell - for day/night auto
dimming
Used with 21, 27 Series



EZ2127SP
Solar panel - for battery
conditioning
Used with 21, 27 Series



EZ2127CCXXX
Driver board - for centrally
controlled modules
(600, 800, 950)
Used with 21, 27 Series



EZ0120
PIR Motion Sensor
110° cone, adjustable sensitivity
Used with Interior Lighting



Lightbar Mounting Kits

kit para montar barra de luz

54" lightbars recommended for full size trucks
 54 "barras de luces recomiendan para camiones de tamaño completo

Strap Mounts



10 / 14 Series



12 Series



15 Series



21 / 27 Series



60 Series

Chevy Caprice 2012-2015	A1031RMK	A1231RMK	A1030RMK	
Dodge Charger 2011-2015	A1031RMK	A1231RMK	A1030RMK	
Dodge Charger 2007-2010	A1029RMK	A1229RMK	A1028RMK	
Dodge Truck 1/2T 2009-2016, 3/4-1T 2010-2016	A1036RMK*	A1236RMK*	A1536RMK*	A212706RMK
Dodge Truck 1/2T 2002-2008, 3/4-1T 2003-2009	A1011RMK	A1211RMK	A1017RMK	A212707RMK
Ford Truck 1/2T 2015-2016	A1034RMK*	A1234RMK*	A1534RMK*	A212709RMK*
Ford Truck 1/2T 2010-2014	A1025RMK	A1225RMK	A1022RMK	A212710RMK
Ford Truck 1/2T 2004-2009	A1010RMK	A1210RMK	A1016RMK	
Ford Truck 1/2T 1997-2003	A1014RMK	A1214RMK	A1020RMK	
Ford Super Duty Truck 2010-2016	A1035RMK* / A1026RMK	A1235RMK* / A1226RMK	A1535RMK* / A1023RMK	A212701RMK
Ford Super Duty Truck 1999-2009	A1012RMK	A1212RMK	A1018RMK	A212705RMK
Ford Crown Victoria 1992-2012	A1013RMK	A1213RMK	A1019RMK	
Ford PPV/SUV 2013-2016	A1031RMK	A1231RMK	A1030RMK	
Ford PPV/SUV 2013-2016 (pursuit rated)	A1033RMK*			
Ford E-Series Van 1996-2014				A212702RMK
Ford Escape/Explorer 2012-2016				A212703RMK
GM Truck 1/2T 2014-2016, 1T Tahoe/Yukon 2015-2016	A1037RMK*	A1237RMK*	A1537RMK*	A212708RMK
GM Truck 1/2T 2007-2013	A1027RMK	A1227RMK	A1024RMK	A212704RMK
GM Truck 1/2T 1998-2006, 1T Tahoe/Yukon 2007-2014	A1011RMK	A1211RMK	A1017RMK	A212707RMK
GM Van (Express/Savana) 2003-2014				A212702RMK
Toyota Tacoma 2005-2015	A1038RMK*	A1238RMK*	A1538RMK*	A212703RMK
Toyota Tundra 2007-2014	A1039RMK*	A1239RMK*	A1539RMK*	
Universal Gutterless 48"-60"				A5002RMK
Universal Gutter 48"-60"				A212702RMK A5003RMK

*Indicates paint finish is black. All other mounting kits are stainless steel.
 *Indica acabado negro. El resto de los kits de mercado técnica vienen con acabado de acero inoxidable.

Standard Installation



ER0002
 Standard Feet Kit
 Used with 10, 12, 15 Series



A2127FT
 Standard Feet Kit
 Used with 21/27 Series



A5005RMK
 Rubber Feet Kit
 Used with 15 Series



A5001RMK
 Rubber Feet Kit
 Used with 60 Series

Rack Mount



A1032RMK
 Headache Rack Bracket
 Used with 12 Series



A1401RMK
 Headache Rack Bracket
 Used with 14 Series



A2127HRMK
 Headache Rack Bracket
 Used with 21/27 Series



accessories

accesorios

Mounting Hardware

artículos de montaje



A3510BZC
Chrome Bezel
Used with 3510



A3930BZB / BZC
Black or Chrome Bezel
Used with 3930



A3931BZB / BZC
Black or Chrome Bezel
Used with 3931



A3932BZB / BZC
Black or Chrome Bezel
Used with 3932



EZ3703BLBZ / CHMBZ
Black or Chrome Bezel
Used with 3703



EZ3704BLBZ / CHMBZ
Black or Chrome Bezel
Used with 3704



EZ3705BLBZ / CHMBZ
Black or Chrome Bezel
Used with 3705



EZ3703RUBZ / 04 / 05
Flush Mount Black
Rubber Grommet
Used with 3703, 3704, 3705



R2140GR
Round Grommet
Used with A9894, 3921 & 3945



R2160GO
Oval Grommet
Used with A9895, 3860, 3920 & 3965



A3860ADPT
Grommet Adapter
Used with 3800 Series



A9894
Round Grommet Box
Used with 3921 & 3945



A9895
Oval Grommet Box
Used with 3860, 3920 & 3965



ER2020A
Amber Bezel
Used with ED3022, EW2020 & EW2021



ER2020B
Blue Bezel
Used with ED3022, EW2020 & EW2021



ER2020BLK
Black Bezel
Used with ED3022, EW2020 & EW2021



ER2020C
Chrome Bezel
Used with ED3022, EW2020 & EW2021



ER2020G
Green Bezel
Used with ED3022, EW2020 & EW2021



ER2020R
Red Bezel
Used with ED3022, EW2020 & EW2021



ER2020W
White Bezel
Used with ED3022, EW2020 & EW2021



A3510L
Universal Bracket
Used with 3510



A3510MA
Multi-Angle Bracket
Used with 3510



A3730BKT
Universal Bracket
Used with 3730 & 3735 Series



A3730DCK
Deck Mount Bracket
Used with 3730 & 3735 Series



A3730LIC / EZ3703LICB
License Plate Bracket
A3730LIC used with 3730 & 3735 Series
EZ3703LICB used with 3703



A3730TNK
Trunk Mount Bracket
Used with 3730 & 3735 Series



A3730WIN
Adhesive Window Bracket
Used with 3730 & 3735 Series



EZ3766L
Universal Bracket
Used with ED3766



EZ3703LBRKT / 04 / 05
90° Bracket
Used with 3703, 3704, 3705



EZ3703GBKT / 04 / 05
Grille Bracket
Used with 3703, 3704, 3705



accessories

accesorios



R3600SC
Suction Cup
Used with 3600 Series



A5850TB
T Bracket DIN Pole Mount
Used with 5810 & 5850



A5850LB
L Bracket DIN Pole Mount
Used with 5810 & 5850



A6400MB
1" Pipe Mirror Bracket
Used with 6550, 6570, 7460,
7945 & 7950



A6400MBP
Mirror Bracket Adapter Plate
Used with 6200 & 6400 Series
(use with A6400MB)



A7660PF
1" Pipe Mount Flange
Used with 7600 Series



A6520HW
J-Bolt Installation Kit
Used with 6520 & 6530



A6600VDK
Vibration Damping Mount Kit
Used with 6500, 6600, 6700, 6900,
7100, 7400, 7600 & 7900 Series



A6600SLB
Self-Leveling Bracket
Used with 6500, 6600, 6700, 6900,
7100, 7400, 7600 & 7900 Series



EW2400MK
Mounting Bracket
Used with EW2470/71, EW2480/81,
EW2490/91, EW2019



A5300MK / A5500MK
Magnet Mount Kit
A5300MK used with 5200 & 5300 Series
A5500MK used with 5500 Series



A5300VMK / 5500
Vacuum-Magnet Mount Kit
A5300VMK used with 5100 & 5300 Series
A5500VMK used with 5500 Series



A6000VMK / 7660
Vacuum-Magnet Mount Kit
A6000VMK used with 6500, 6600, 6900,
7100, 7400, 7600 & 7900 Series
A7660VMK used with 7400 & 7600 Series



A6600MK
Magnet Mount Kit
Used with 6500, 6600, 6900, 7100,
7400, 7600 & 7900 Series



A7660MK
Magnet Mount Kit
(Requires A7660PF
for use with 7600 Series)
Used with 7400 & 7600 Series



A7180VMK / 85
Vacuum-Magnet Mount Kit
A7180VMK used with EB7180 (5A fuse)
A7185VMK used with EB7185 (15A fuse)



E22122MG
Magnet Mount Kit
Used with 21 Series (22")



A5300M / R6600M
2 3/8" Magnet
Used with 5280MG & 5315MG



R6600M
3" Magnet
Used with A6600MK



A6600MC
Magnet Cover
Used with A6600MK



A6520FM
Flush Mount Base
Used with 6520 & 6530



A6520MG
Magnet Mount Base
Used with 6520 & 6530



A6520PM
3/4" Pipe Mount Base
Used with 6520 & 6530



A6521PM
1" Pipe Mount Base
Used with 6520 & 6530



ER3100MK / 3200
Utility Bar Mounting Kit
ER3100MK used with single row 5W
ER3200MK used with double row 5W
& all 10W utility bars



EW4000
Replacement handle
Used with EW2450 / EW2451



EW4004
Replacement Handle
Used with EW2461



EW4001
Replacement mounting base
Used with EW2450 / EW2451



EW4003
Cigarette Plug Charger
Used with EW2461



EW4002-NA
North American AC Plug
Adapter, 110 VAC
Used with EW2461



accessories

accesorios

Cables, Plugs & Connectors

cables, enchufes y conectores



R5135CP / R5300CP
17' Cigarette Cord & Plug
R5135CP used with 5135-VM & 5813-MG
R5300CP used with 5135-MG & 5315-VM



R5150CP / 5500 / 6600
15' Cigarette Cord & Plug
R5150CP used with 5150-VM & 5350-VM
R5500CP used with 5500 Series
R6600CP used with A6600MK, 6400, 6500, 6600, 6900 & 7900 Series



R9000PCH
Power Control Harness
Used with 9200 & 9400 Series



A9000AMP
AMP Superseal + Pins
Used with 9200 & 9400 Series



E94011
Modular Connector
Used with EW2320 & EW2321



EZ0112
Cap & wire for spliced sections
Used with EW0100 Series



EZ0351
Replacement bullet connectors
Used with EW0351

Guards & Covers

protectores y cobertores



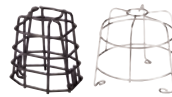
A6050BG
5" Branch guard
Used with 6550, 6650, 6710, 6750, 6950, 7160, 7930, 7945, 7965 & 7975



A6070BG
7" Branch guard
Used with 6570, 6670, 6720, 6770, 6970, 7935, 7950, 7960, 7970 & 7980



A6090BG
7" High base branch guard
Used with 6690 & 6990



A6220BG / 6400
Branch guard
A6220BG used with 6200 Series
A6400BG used with 6400 Series



A6501BT
Black top
Used with 6500, 6600, 6700, 6900 & 7900 Series



A6520BG
5" J-Bolt
Used with 6520



A6050DC
5" Dust cover
Used with 6550, 6650, 6710, 6750, 6950, 7930, 7945, 7965 & 7975



A6070DC
7" Dust cover
Used with 6570, 6670, 6690, 6770, 6970, 6990, 7935, 7950, 7970 & 7980



A6400HC
1/2 Lens cover
Used with 6400 Series



A6600HT
1/2 Lens cover
Used with 6550, 6650, 6710, 6750, 6950, 7930, 7945, 7965 & 7975

Dome Screws & Clips

protectores y cotornillo de domo / ganchos



EZ1417
Lens retaining latch (pair)
Used with 14 Series



EZ2127LC
Lens retaining clip
Used with 21 & 27 Series



R209-927
Lens retaining clip
Used with 10 Series



R109-942
Lens retaining screw
Used with 10 Series



R159-942
Lens retaining screw
Used with 15 Series



R209-921
Lens joining clip
Used with 10 & 15 Series



R0007
Baffle-amber
Used with 60 Series



R0008
Baffle-clear
Used with 60 Series



R0004
End cap
Used with 60 & 70 Series



POP-1
Multi-product countertop display
(excludes product & power supply)
Pantallas de mostradores, multi-productos
(no incluye producto y fuente de poder)



POP-2
Worklamp countertop display
(excludes product & power supply)
Pantalla de mostradores, lámpara de trabajo
(no incluye producto y fuente de poder)



POP-4
Stick-A-LED™ countertop display
(includes product & power supply)
Exhibidor de Stick-A-LED para mostrador
(Incluye producto y fuente de poder)



POP-5
Equinox™ countertop display
(includes product & power supply)
Exhibidor de Equinox para mostrador
(Incluye producto y fuente de poder)

Countertop Displays

POP-8

Interior lighting countertop display (includes product & power supply)
Pantalla de mostradores, lámpara de trabajo (Incluye producto y fuente de poder)



Power Supplies

fuentes de alimentación



EC20
Converter 110 VAC to 12 VDC (20 AMP)
Convertidor de fuente de poder, 110 a 12 V CC (20 AMP)



EM2000
Converter 110 VAC to 12 VDC (5 AMP)
Convertidor de fuente de poder, 110 a 12 V CC (5 AMP)



merchandizing
comercialización

Gondola Display Kits

kits de pantallas de aparadores



POP-KIT1

Pegboard
tablero perforado

POP-KIT1S

Slatwall
paredes ranuradas de exhibición

Shelves

- 2 alarm
- 4 beacon
- 1 minibar
- 2 LED
- 1 worklamp



HDBE

34.5" x 10" headerboard included with each gondola kit.

Additional headerboards may be ordered by calling

Inside Sales at 800-635-5900.

La cabecera se incluye con cada kit de góndola. Pueden ordenarse cabeceras adicionales llamando a Ventas Internas al 800-635-5900.



Shelf Labels

Self-adhesive description labels used for working product shelves.

Specify part numbers needed with your Sales Representative.

Las etiquetas de descripción autoadherentes se usan para los estantes de productos en uso. Especifique los números de parte que se necesitan con su representante de ventas.



POP-KIT2

Pegboard
tablero perforado

POP-KIT2S

Slatwall
paredes ranuradas de exhibición

Shelves

- 4 alarm
- 5 beacon
- 1 minibar
- 3 LED
- 2 worklamp



POP-KIT3

Pegboard
tablero perforado

POP-KIT3S

Slatwall
paredes ranuradas de exhibición

Shelves

- 4 alarm
- 6 beacon
- 2 minibar
- 4 LED
- 2 worklamp

POP-LED-KIT Allows mounting of directional LEDs on alarm brackets supplied with gondola kits.

Permite el montaje de diodos LED direccionales en los estantes de alarmas suministrados con los kits de aparadores.

NOTE Gondolas, display merchandise and power supply not included with kits.

Los kits no incluyen el aparador, los productos mostrados ni la fuente de poder.



merchandizing comercialización

Advertisement Materials materiales publicitarios



ECCOBANNER

Choice of 3' x 4' or 2' x 6' banner, single sided, full color: weather protected vinyl material, stitched edge finish, and includes eyelets for hanging
Opción de anuncio publicitario de 3 x 4 pies o 2 x 6 pies, con una sola cara, a todo color: material de vinilo con protección contra la intemperie, acabado con bordes con costuras e incluye ojales para colgarlo



ECCOCOUNTERMAT

18" x 12" single-sided, full color: vinyl pad with 1/8" rubber backing
18 x 12 pulgadas, con una sola cara, a todo color: almohadillas de vinilo con reverso de espuma



CUSTOM FLYER

Customize logo, pricing, and offer dates. Contact your Sales Representative to specify promotional part numbers.
Personalice el logotipo, el precio y las fechas de promoción. Comuníquese con su representante de ventas para especificar los números de parte promocionales.

Get Noticed Hágase notar

Do you need to get ECCO noticed inside your store? We can provide product displays and an array of point-of-purchase and in-store advertising materials including banners, counter mats, mousepads, and coasters.

Did you know that ECCO also provides a **FREE** custom flyer program? Choose from one or two-page (double-sided) product specific, application specific, or multi-product flyers with up to 18 product placements per flyer. With the help of your Sales Representative, you can customize these flyers with your company logo, pricing, and offer dates. Once completed, you'll receive high-quality prints and fast delivery service at **NO CHARGE** to your company.

¿Necesita que ECCO se note dentro de su tienda? Le podemos ofrecer exhibidores de productos y una variedad de materiales publicitarios para punto de venta y el interior de la tienda, incluidos anuncios, tapetes, almohadillas para ratón y posavasos.

¿Sabía que ECCO también ofrece un programa de folletos personalizados GRÁTUITO? Elija entre folletos de dos páginas (por los dos lados) para un producto específico, para una aplicación específica o para varios productos con hasta 18 productos por folleto. Con ayuda de su representante de ventas, puede personalizar estos folletos con el logotipo de su compañía, sus precios y fechas de promoción. Una vez finalizados, recibirá impresiones de alta calidad con entrega rápida SIN CARGO para su compañía.

To Order

Para hacer un pedido

Contact your Sales Representative to order any of these attention-getting items.

Comuníquese con su representante de ventas para ordenar cualquiera de estos atractivos artículos.



part number index
índice de números de parte

Part #
numeros de parte

Page
pagina



**BACK-UP ALARMS,
WARNING ALARMS
& SWITCHES**

210.....	111
410.....	112
415.....	111
435.....	111
450.....	112
505.....	110
510.....	110
520.....	110
530.....	110
575.....	110
580.....	110
585.....	110
610N.....	112
630N.....	112
777.....	114
820N.....	113
830N.....	113
840N.....	113
850N.....	113
875N.....	113
876N.....	113
201120.....	115
202120.....	115
204120.....	115
208120.....	115
209120-E.....	115
CT530-2LDW.....	115
DF532.....	115
DS-1500.....	115
DT500.....	115
DT500FP-LWC.....	115
EA5050.....	109
EA5200.....	109
EA5820.....	109
EA5920.....	109
EA6100.....	109
EA7020.....	109
EA7070.....	109
EA9070.....	107 & 109

Part #
numeros de parte

Page
pagina

EA9724.....	107 & 109
EA9780.....	107 & 109
FH575.....	115
FH577.....	115
SA901N.....	107 & 112
SA115.....	107 & 114
SA907N.....	107 & 113
SA914N.....	107 & 113
SA917N.....	107 & 113
SA920.....	107 & 114
SA931N.....	107 & 112
SA940.....	107 & 112
SA950.....	107 & 110
SA951.....	107 & 110
SA955.....	107 & 111
SA980N.....	107 & 112
SW10.....	115
SW15.....	115
SW30.....	115



BEACONS

5810.....	31
5813.....	31
5816.....	31
5840.....	31
5850.....	31
6220.....	30
6225.....	30
6226.....	30
6262.....	27
6263.....	27
6267.....	27
6410.....	30
6465.....	26
6520.....	31
6530.....	31
6550.....	29
6570.....	29
6650.....	29
6670.....	29
6690.....	29
6710.....	28
6720.....	28

Part #
numeros de parte

Page
pagina

6750.....	28
6770.....	28
6950.....	28
6970.....	28
6990.....	28
7160.....	25
7460.....	25
7660.....	24
7945.....	23
7950.....	23
7960.....	24
7965.....	23
7970.....	23
7975.....	23
7980.....	23
EB7180.....	21
EB7185.....	21
EB7930.....	23
EB7935.....	23



CAMERA SYSTEMS

C2013B.....	126
EC2014-C.....	126
EC2014-WC.....	126
EC2015-C.....	127
EC2020-C.....	127
EC2021-C.....	127
EC2022-C.....	127
EC2023-C.....	127
EC2024-C.....	126
EC4200-K.....	123
EC4204-M.....	124
EC4204-SK.....	123
EC5603-K.....	118
EC5603-M.....	124
EC5604-SK.....	119
EC5605-WK.....	117
EC5605-WM.....	124
EC7000-QK.....	120
EC7000-QM.....	125
EC7003-K.....	121
EC7003-M.....	125
EC7004-SK.....	121

Part #
numeros de parte

Page
pagina

K7000B.....	122
M7000B.....	125



DIRECTIONAL LEDS

3510.....	10
3611.....	15
3612.....	15
3703.....	12
3704.....	12
3705.....	12
3715.....	13
3730.....	13
3735.....	13
3811.....	10
3861.....	10
3910.....	14
3911.....	14
3912.....	14
3920.....	14
3921.....	14
3930.....	14
3931.....	14
3932.....	14
3945.....	15
3965.....	15
9011.....	17
9013.....	17
9014.....	17
9021.....	17
9022.....	17
9031.....	17
ED0001.....	11
ED0002.....	16
ED0003.....	16
ED0004.....	16
ED0010.....	17
ED0011.....	17
ED3022.....	11
ED3701.....	7
ED3702.....	7
ED3706.....	8
ED3712.....	8
ED3766.....	9


Part #
numeros de parte

Page
pagina



HIDE-AWAY SYSTEMS

9230.....	18
9460.....	18
9660.....	19



INTERIOR LIGHTING

EW0115.....	97
EW0116.....	97
EW0117.....	97
EW0118.....	97
EW0125.....	97
EW0126.....	97
EW0127.....	97
EW0128.....	97
EW0200.....	98
EW0201.....	98
EW0210.....	98
EW0211.....	98
EW0220.....	98
EW0221.....	98
EW0230.....	98
EW0231.....	98
EW0240.....	98
EW0241.....	98
EW0310.....	99
EW0311.....	99
EW0320.....	99
EW0321.....	99
EW0330.....	99
EW0331.....	99
EW0340.....	99
EW0341.....	99
EW0351.....	99
EW0400.....	100
EW0401.....	100



part number index

índice de números de parte

Part # numeros de parte	Page pagina
EW0402.....	100
EW0410.....	100
EW0411.....	100
EW0412.....	100
EW0500.....	101
EW0501.....	101
EW0502.....	101
EW0503.....	101
EW0600.....	102
EW0601.....	102
EW0602.....	102
EW0700.....	103
EW0701.....	103



LIGHTBARS

6363001.....	59
6363003.....	59
6363011.....	59
6483002.....	59
6483010.....	59
6483011.....	59
6543001.....	59
6543002.....	59
6543050.....	59
6545001.....	59
6603060.....	59
6605004.....	59
10-00047-E.....	58
10-00048-E.....	58
10-00631-E.....	58
10-00632-E.....	58
12-00001-E.....	54
12-00002-E.....	54
12-00003-E.....	54
12-00004-E.....	55
12-00005-E.....	55
12-00006-E.....	55
12-00007-E.....	55
14-00001-E.....	45
14-00002-E.....	45
14-00003-E.....	44
14-00004-E.....	45
14-00005-E.....	44
14-00006-E.....	44
14-00007-E.....	45
15-00011-E.....	56

Part # numeros de parte	Page pagina
15-00013-E.....	56
15-00015-E.....	56
15-00019-E.....	56
15-00035-E.....	57
15-00036-E.....	57
15-00037-E.....	57
15-00038-E.....	57
15-00039-E.....	57
15-01255-E.....	57
15-01423-E.....	56
15-01424-E.....	57
15-01425-E.....	57
15-01426-E.....	57
15-01427-E.....	56
15-01428-E.....	56
15-01429-E.....	56
21-00001-E.....	50
21-00002-E.....	51
21-00003-E.....	51
21-00004-E.....	50
21-00005-E.....	51
21-00006-E.....	51
21-00007-E.....	50
21-00008-E.....	51
21-00009-E.....	51
27-00001-E.....	52
27-00002-E.....	53
27-00003-E.....	53
27-00004-E.....	52
27-00005-E.....	53
27-00006-E.....	52
27-00007-E.....	53



MINIBARS

5135.....	40
5150.....	41
5315.....	40
5280.....	39
5350.....	41
5450.....	41
5580.....	38
5585.....	36
5587.....	37
5590.....	34
5597.....	35
5221001.....	40

Part # numeros de parte	Page pagina
6221001.....	40
6221005.....	41
6221006.....	41



SAFETY DIRECTOR™

3410.....	63
3435.....	63
3455.....	63
37038AS.....	66
37048AS.....	66
ED3307.....	65
ED3315.....	64
ED3335.....	64
ED3355.....	64



WORKLAMPS

E91001.....	87
E91004.....	87
E91005.....	87
E91025.....	87
E91026.....	87
E91082.....	87
E91085.....	87
E91088.....	87
E91091.....	87
E91099.....	87
E91102.....	87
E92004.....	83
E92005.....	82
E92006.....	82
E92007.....	83
E92008.....	86
E92013.....	85
EW2000.....	80
EW2010.....	80
EW2019.....	74
EW2020.....	75
EW2021.....	75
EW2101.....	69
EW2102.....	69

Part # numeros de parte	Page pagina
EW2300.....	77
EW2301.....	77
EW2303.....	75
EW2304.....	75
EW2310.....	76
EW2311.....	76
EW2320.....	78
EW2321.....	78
EW2330.....	77
EW2331.....	77
EW2340.....	78
EW2341.....	78
EW2411.....	84
EW2421.....	84
EW2431.....	84
EW2440.....	87
EW2441.....	87
EW2450.....	79
EW2451.....	79
EW2461.....	71
EW2470.....	72
EW2471.....	72
EW2480.....	73
EW2481.....	73
EW2490.....	73
EW2491.....	73
EW2501.....	86
EW2510.....	76
EW2511.....	76



UTILITY BARS

EW3108.....	89
EW3114.....	90
EW3124.....	91
EW3136.....	92
EW3149.....	93
EW3208.....	89
EW3214.....	90
EW3225.....	91
EW3233.....	92
EW3242.....	93
EW3312.....	94
EW3324.....	95
EW3336.....	95

Part # numeros de parte	Page pagina
----------------------------	----------------



MERCHANDIZING

Advertisement Materials.....	141
Countertop Displays.....	139
Gondola Display Kits.....	140
Power Supplies.....	139



PARTS & ACCESSORIES

Beacons

Cables, Plugs, Connectors.....	138
Guards, Covers.....	138
Lenses.....	130
Mounting Hardware.....	136-137

Camera Systems

Adapters.....	129
Cables.....	128
Sensor Components.....	128
Wireless Modules.....	128

Directionals

Switches & Controls.....	134
Mounting Hardware.....	136-137

Lightbars

Domes.....	131
Dome Screws, Clips.....	138
Light Source Components.....	132
Mounting Kits.....	135
Switches & Controls.....	134

Minibars

Cables, Plugs, Connectors.....	138
Domes/Lenses.....	130
Light Source Components.....	133
Mounting Hardware.....	136-137

Remote Strobes

Cables, Plugs, Connectors.....	138
Switches & Controls.....	134

Safety Director™

Light Source Components.....	133
Switches & Controls.....	134

Worklamps

Cables, Plugs, Connectors.....	138
Mounting Hardware.....	136-137



notes

nota

A series of horizontal lines for writing notes, consisting of 20 evenly spaced lines across the page.

□□□



Download digital copy
Descargar copia digital

Worldwide leader in
commercial and emergency
vehicle warning and safety products

www.eccosafetygroup.com



Distributed by:



NO. 10001750



ISO 9001:2008



833 West Diamond Street, Boise, Idaho 83705
(800) 635-5900 | sales@eccolink.com | www.eccolink.com

A Division of ESG | www.eccosafetygroup.com



7 58379 06974 5

© 2016 Electronic Controls Company
PG2016 (316 - 55K)